


Last information update: May 2018

**small body - warm white - wall washer optic****Product code**

P646

**Technical description**

Adjustable spotlight with adapter for installation on electrified track for a linear PCB LED lamp with a Warm White (3000K) tone. Product complete with super pure anodized aluminium reflector to guarantee wall washer light distribution for vertical downlight wall illumination. DALI ballast integrated in the body. Die-cast aluminium optical assembly. Rotates 360° about the vertical axis and tilts 90° relative to the horizontal plane. Passive heat dissipation. Option of installing an accessory asymmetric screen.

**Installation**

On an electrified track or base

**Dimension (mm)**

130x110

**Colour**

Black (04) | Black/White (47)

**Weight (Kg)**

0.9

**Mounting**

three circuit track|ceiling surface

**Wiring**

Product complete with electronic components

Complies with EN60598-1 and pertinent regulations

IP20 IP40 for optical assembly

**Product configuration: P646****Product characteristics**

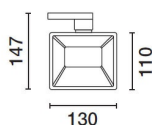
Total lighting output [Lm]: 1050  
Total power [W]: 19.8  
Luminous efficacy [Lm/W]: 53  
Life Time: 50,000h - L80 - B10 (Ta 25°C)

Total luminous flux at or above an angle of 90° [Lm]: 0  
Emergency luminous flux [Lm]: /  
Voltage [V]: -  
Number of optical assemblies: 1

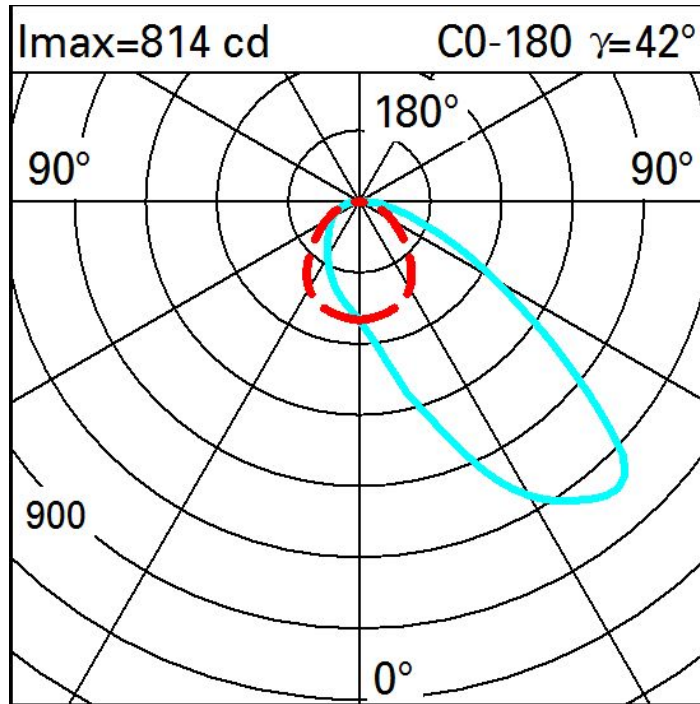
**Optical assembly Characteristics Type 1**

Light Output Ratio (L.O.R.) [%]: 70  
Lamp code: LED  
ZVEI Code: LED  
Nominal power [W]: 17  
Nominal luminous [Lm]: 1500  
Lamp maximum intensity [cd]: /  
Beam angle [°]: /

Number of lamps for optical assembly: 1  
Socket: /  
Ballast losses [W]: 2.8  
Colour temperature [K]: 3000  
CRI: 80  
Wavelength [Nm]: /  
MacAdam Step: 2



Polar



Illuminances

Lux Wall distance = 1m

3						●					
	1	3	6	13	28	47	58	36	13	6	3
2	2	4	7	15	30	53	84	72	34	13	6
	2	4	7	12	22	35	55	61	44	22	10
1	2	3	5	9	15	21	30	38	33	24	14
	2	3	4	7	9	12	17	22	22	19	14
0											
	m	-2	-1	0	1	2	3				