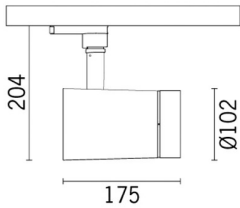


Last information update: May 2018

**small body - Neutral White - DALI - flood optic****Product code**

P628

Technical description

Adjustable spotlight with adapter for installation on mains voltage track for high-performance LED with monochromatic Neutral White (4,000K) emission. DALI ballast built-into product. The fitting is made of die-cast aluminium and thermoplastic material. It enables 360° rotation around the vertical axis and 90° inclination with respect to the horizontal plane. It is provided with mechanical locks for orientation, for both rotations, which are applied by using the same tool on two screws, one in lateral position to the rod and one on the track adapter. Passive cooling system. Spotlight able to house up to two flat accessories at the same time. One further external component can be applied, either directional flaps or anti-glare screen. All the external accessories can be rotated by 360° with respect to the longitudinal axis of the spotlight.

Installation

Mounted on electrified track on dedicated base

Dimension (mm)

Ø102x204

Colour

White (01) | Black (04)

Weight (Kg)

1.28

Mounting

three circuit track

Wiring

DALI components contained within the fitting

Complies with EN60598-1 and pertinent regulations



IP20



IP40

for optical assembly

**Product configuration: P628****Product characteristics**

Total lighting output [Lm]: 2135.1
 Total power [W]: 26.4
 Luminous efficacy [Lm/W]: 80.9
 Life Time: > 50,000h - L80 - B10 (Ta 25°C)

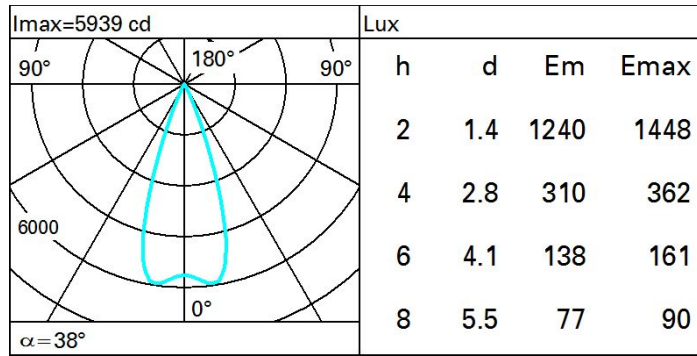
Total luminous flux at or above an angle of 90° [Lm]: 0
 Emergency luminous flux [Lm]: /
 Voltage [V]: -
 Number of optical assemblies: 1

Optical assembly Characteristics Type 1

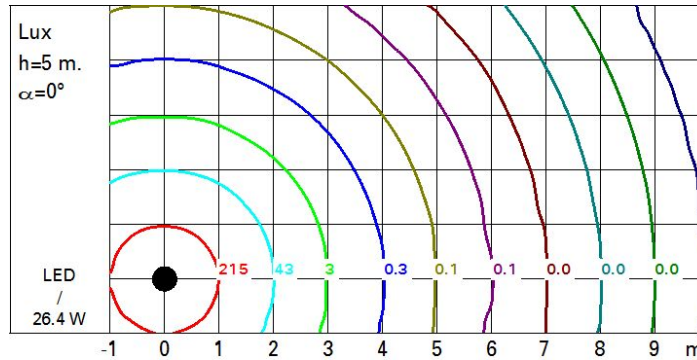
Light Output Ratio (L.O.R.) [%]: 71
 Lamp code: LED
 ZVEI Code: LED
 Nominal power [W]: 24
 Nominal luminous [Lm]: 3000
 Lamp maximum intensity [cd]: /
 Beam angle [°]: 38°

Number of lamps for optical assembly: 1
 Socket: /
 Ballast losses [W]: 2.4
 Colour temperature [K]: 4000
 CRI: 80
 Wavelength [Nm]: /
 MacAdam Step: 2

Polar



Isolux



UGR diagram

Corrected UGR values (at 3000 lm bare lamp luminous flux)											
Reflect.:		viewed crosswise					viewed endwise				
ceiling	cav	0.70	0.70	0.50	0.50	0.30	0.70	0.70	0.50	0.50	0.30
walls		0.50	0.30	0.50	0.30	0.30	0.50	0.30	0.50	0.30	0.30
work pl.		0.20	0.20	0.20	0.20	0.20	0.20	0.20	0.20	0.20	0.20
Room dim											
x	y										
2H	2H	1.6	2.1	1.8	2.3	2.5	1.6	2.1	1.8	2.3	2.5
	3H	1.4	1.9	1.7	2.2	2.4	1.5	1.9	1.8	2.2	2.5
	4H	1.4	1.8	1.7	2.1	2.4	1.4	1.8	1.7	2.1	2.4
	6H	1.3	1.7	1.6	2.0	2.3	1.3	1.7	1.7	2.0	2.3
	8H	1.2	1.6	1.6	2.0	2.3	1.3	1.7	1.6	2.0	2.3
	12H	1.2	1.6	1.6	1.9	2.3	1.2	1.6	1.6	1.9	2.3
4H	2H	1.4	1.8	1.7	2.1	2.4	1.4	1.8	1.7	2.1	2.4
	3H	1.3	1.6	1.6	2.0	2.3	1.3	1.6	1.6	1.9	2.3
	4H	1.2	1.5	1.6	1.9	2.2	1.2	1.5	1.6	1.9	2.2
	6H	1.1	1.4	1.5	1.8	2.2	1.1	1.4	1.5	1.8	2.2
	8H	1.0	1.3	1.5	1.7	2.1	1.0	1.3	1.5	1.7	2.1
	12H	1.0	1.2	1.4	1.6	2.1	1.0	1.2	1.4	1.6	2.1
8H	4H	1.0	1.3	1.5	1.7	2.1	1.0	1.3	1.5	1.7	2.1
	6H	0.9	1.1	1.4	1.6	2.1	0.9	1.1	1.4	1.6	2.1
	8H	0.9	1.1	1.4	1.5	2.0	0.9	1.1	1.4	1.5	2.0
	12H	0.8	1.0	1.3	1.5	2.0	0.8	1.0	1.3	1.5	2.0
12H	4H	1.0	1.2	1.4	1.6	2.1	1.0	1.2	1.4	1.6	2.1
	6H	0.9	1.1	1.4	1.5	2.0	0.9	1.1	1.4	1.5	2.0
	8H	0.8	1.0	1.3	1.5	2.0	0.8	1.0	1.3	1.5	2.0
Variations with the observer position at spacing:											
S =	1.0H	5.1 / -6.9					5.1 / -6.9				
	1.5H	7.9 / -10.4					7.9 / -10.4				
	2.0H	9.8 / -17.0					9.8 / -17.0				