

# Laser Pinhole

Design iGuzzini

iGuzzini

Last information update: May 2018



recessed adjustable

**Product code**  
P452

**Technical description**

Round adjustable luminaire designed for housing 2700K Warm White COB LED light sources with high colour rendering and OPTIBEAM reflector made of thermoplastic material. Rim made of white-coated die-cast aluminium, upper barrel made of black-coated thermoplastic for guaranteeing maximum visual comfort and preventing stray light dispersion, black-coated extruded aluminium heat sink. Medium optic. Adjustable internally around the horizontal axis by 35° and around the vertical axis by 358°. Passive cooling system. Product inclusive of electronic components.

**Installation**

Recessed installation in false ceilings with 1 mm to 20 mm thickness with steel springs.

**Dimension (mm)**  
Ø136x124

**Colour**  
White (01)

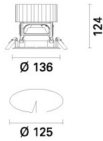
**Weight (Kg)**  
1.3

**Mounting**  
ceiling surface

**Wiring**

Product inclusive of electronic components.

Complies with EN60598-1 and pertinent regulations



**Product configuration: P452**

**Product characteristics**

Total lighting output [Lm]: 1320  
Total power [W]: 30.8  
Luminous efficacy [Lm/W]: 42.9  
Life Time: > 50,000h - L80 - B10 (Ta 25°C)

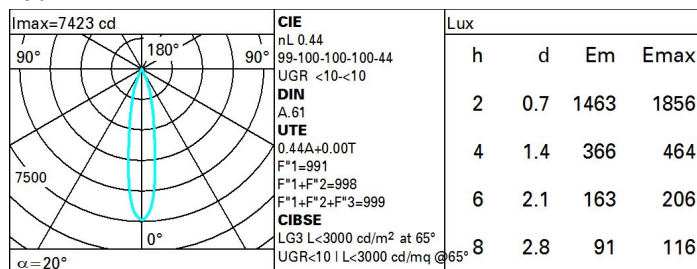
Total luminous flux at or above an angle of 90° [Lm]: 0  
Emergency luminous flux [Lm]: /  
Voltage [V]: -  
Number of optical assemblies: 1

**Optical assembly Characteristics Type 1**

Light Output Ratio (L.O.R.) [%]: 44  
Lamp code: LED  
ZVEI Code: LED  
Nominal power [W]: 28  
Nominal luminous [Lm]: 3000  
Lamp maximum intensity [cd]: /  
Beam angle [°]: 20°

Number of lamps for optical assembly: 1  
Socket: /  
Ballast losses [W]: 2.8  
Colour temperature [K]: 2700  
CRI: 90  
Wavelength [Nm]: /  
MacAdam Step: 2

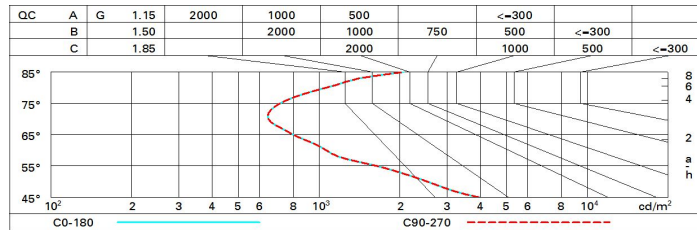
**Polar**



Utilisation factors

R	77	75	73	71	55	53	33	00	DRR
K0.8	40	38	36	35	37	36	36	34	78
1.0	41	40	38	37	39	38	38	36	82
1.5	43	42	41	40	42	41	40	39	88
2.0	45	44	43	42	43	42	42	41	93
2.5	46	45	44	44	44	44	43	42	95
3.0	46	46	45	45	45	45	44	43	98
4.0	47	46	46	46	46	45	45	44	99
5.0	47	47	46	46	46	46	45	44	100

Luminance curve limit



UGR diagram

Corrected UGR values (at 3000 lm bare lamp luminous flux)											
Reflect.:		viewed crosswise					viewed endwise				
ceiling	cav	0.70	0.70	0.50	0.50	0.30	0.70	0.70	0.50	0.50	0.30
walls		0.50	0.30	0.50	0.30	0.30	0.50	0.30	0.50	0.30	0.30
work pl.		0.20	0.20	0.20	0.20	0.20	0.20	0.20	0.20	0.20	0.20
Room dim		viewed crosswise					viewed endwise				
x	y										
2H	2H	3.5	5.6	3.9	5.9	6.3	3.5	5.6	3.9	5.9	6.3
	3H	3.5	5.1	3.9	5.4	5.8	3.4	5.0	3.8	5.4	5.7
	4H	3.5	4.8	3.9	5.2	5.5	3.4	4.7	3.8	5.1	5.4
	6H	3.6	4.6	4.0	5.0	5.3	3.4	4.4	3.8	4.7	5.1
	8H	3.7	4.7	4.1	5.1	5.4	3.3	4.3	3.7	4.7	5.0
	12H	3.9	4.9	4.3	5.2	5.6	3.3	4.3	3.7	4.6	5.0
4H	2H	3.4	4.7	3.8	5.1	5.4	3.5	4.8	3.9	5.2	5.5
	3H	3.5	4.5	3.9	4.8	5.2	3.5	4.5	3.9	4.9	5.3
	4H	3.5	4.5	3.9	4.9	5.3	3.5	4.5	3.9	4.9	5.3
	6H	3.4	5.1	3.9	5.5	6.0	3.2	4.9	3.6	5.3	5.8
	8H	3.5	5.4	4.0	5.8	6.3	3.1	5.0	3.6	5.4	5.9
	12H	3.7	5.7	4.2	6.2	6.7	3.0	5.0	3.5	5.4	6.0
8H	4H	3.1	5.0	3.6	5.4	5.9	3.5	5.4	4.0	5.8	6.3
	6H	3.4	5.2	3.9	5.6	6.2	3.6	5.4	4.1	5.9	6.4
	8H	3.7	5.3	4.2	5.8	6.3	3.7	5.3	4.2	5.8	6.3
	12H	4.4	5.4	4.9	5.9	6.4	4.0	5.0	4.5	5.5	6.0
12H	4H	3.0	5.0	3.5	5.4	6.0	3.7	5.7	4.2	6.2	6.7
	6H	3.4	5.0	3.9	5.5	6.0	4.0	5.6	4.5	6.1	6.6
	8H	4.0	5.0	4.5	5.5	6.0	4.4	5.4	4.9	5.9	6.4
Variations with the observer position at spacing:											
S =	1.0H	2.3 / -2.0					2.3 / -2.0				
	1.5H	4.4 / -2.6					4.4 / -2.6				
	2.0H	6.2 / -2.9					6.2 / -2.9				