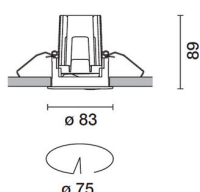



Last information update: June 2018

**Fixed round recessed luminaire - LED - Wall Washer****Product code**

P369

**Technical description**

Round recessed luminaire with contact frame. Fixed Wall Washer version: the optic system is designed to aim the light flow on a vertical surface with no shadow zones and a precise outline. The main body is made of die-cast aluminium with a radiant surface that guarantees optimum heat dissipation. Structure with die-cast aluminium external contact frame with a single white finish. The optic unit includes two shaped metallized thermoplastic reflectors, a PMMA refractor/safety screen and a plastic anti-glare casing available in a range of painted and metallised finishes. Quick and easy tool free assembly. High color rendering index 2700K LED. Power unit available with a separate code no.

**Installation**

Recessed in a false ceiling by means of an anti-fall steel wire spring - minimum thickness of false ceiling: 1 mm - preparation hole Ø 75 mm.

**Dimension (mm)**

Ø83x89

**Colour**

White (01) | White/Brass (41) | Black/Black (43) | Black/White (47) | White/Chrome (E4) | (E7) | (E9)

**Weight (Kg)**

0.26

**Mounting**

wall recessed|ceiling recessed

**Wiring**

Direct current ballasts are available with a separate code no.: ON-OFF / 1-10V dimmable / DALI dimmable / Trailing Edge dimmable - the recessed fitting includes a cable and a quick-coupling connector to connect it to the connector on the ballast.

Complies with EN60598-1 and pertinent regulations



On the visible part of the product once installed

**Product configuration: P369.01****Product characteristics**

Total lighting output [Lm]: 644

Total power [W]: 10

Luminous efficacy [Lm/W]: 64.4

Life Time: &gt; 50,000h - L80 - B10 (Ta 25°C)

Total luminous flux at or above an angle of 90° [Lm]: 0

Emergency luminous flux [Lm]: /

Voltage [V]: -

Number of optical assemblies: 1

**Optical assembly Characteristics Type 1**

Light Output Ratio (L.O.R.) [%]: 56

Lamp code: LED

ZVEI Code: LED

Nominal power [W]: 10

Nominal luminous [Lm]: 1150

Lamp maximum intensity [cd]: /

Beam angle [°]: /

Number of lamps for optical assembly: 1

Socket: /

Ballast losses [W]: 0

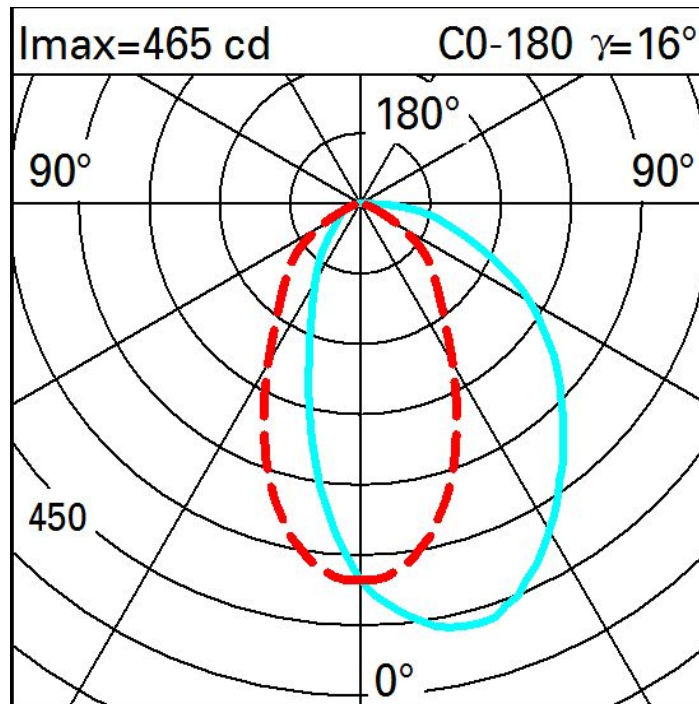
Colour temperature [K]: 2700

CRI: 90

Wavelength [Nm]: /

MacAdam Step: 2

Polar



Illuminances

