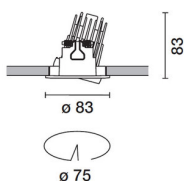
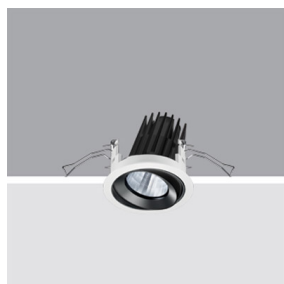


Last information update: June 2018



**Adjustable (tilting) round recessed luminaire - LED - medium**

**Product code**  
P355

**Technical description**

Round recessed luminaire with contact frame. Adjustable version that tilts by a maximum of 30°. The main swivel body is made of die-cast aluminium with a radiant surface that guarantees optimum heat dissipation. Metallised, thermoplastic, high definition reflector - medium optic (25°). Structure with die-cast aluminium external contact frame with a single white finish. Steel rotating parts. The ring inside the swivel body is made of thermoplastic available in a range of painted and metallised finishes. Safety glass included Quick and easy tool free assembly. High color rendering index 2700K LED. Power unit available with a separate code no.

**Installation**

Recessed in a false ceiling by means of an anti-fall steel wire spring - minimum thickness of false ceiling: 1 mm - preparation hole Ø 75 mm.

**Dimension (mm)**

Ø83x83

**Colour**

White (01) | White/Brass (41) | Black/Black (43) | Black/White (47) | White/Chrome (E4) | (E7) | (E9)

**Weight (Kg)**

0.23

**Mounting**

wall recessed|ceiling recessed

**Wiring**

Direct current ballasts are available with a separate code no.: ON-OFF / 1-10V dimmable / DALI dimmable / Trailing Edge dimmable - the recessed fitting includes a cable and a quick-coupling connector to connect it to the connector on the ballast.

**Notes**

To reduce the glare caused by the internal wall of the recess when the luminaire has been rotated, a black, snap on accessory ring is available. A wide range of decorative accessories and diffusers is also available.

Complies with EN60598-1 and pertinent regulations



**Product configuration: P355.01**

**Product characteristics**

Total lighting output [Lm]: 896  
Total power [W]: 10  
Luminous efficacy [Lm/W]: 89.6  
Life Time: > 50,000h - L80 - B10 (Ta 25°C)

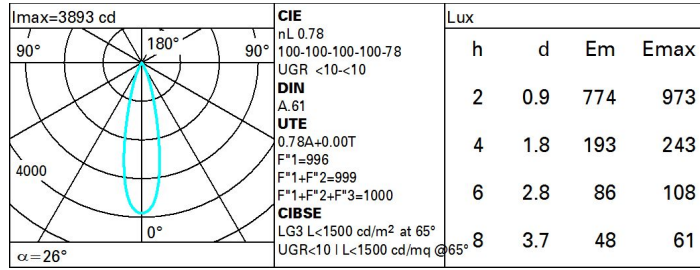
Total luminous flux at or above an angle of 90° [Lm]: 0  
Emergency luminous flux [Lm]: /  
Voltage [V]: -  
Number of optical assemblies: 1

**Optical assembly Characteristics Type 1**

Light Output Ratio (L.O.R.) [%]: 78  
Lamp code: LED  
ZVEI Code: LED  
Nominal power [W]: 10  
Nominal luminous [Lm]: 1150  
Lamp maximum intensity [cd]: /  
Beam angle [°]: 26°

Number of lamps for optical assembly: 1  
Socket: /  
Ballast losses [W]: 0  
Colour temperature [K]: 2700  
CRI: 90  
Wavelength [Nm]: /  
MacAdam Step: 2

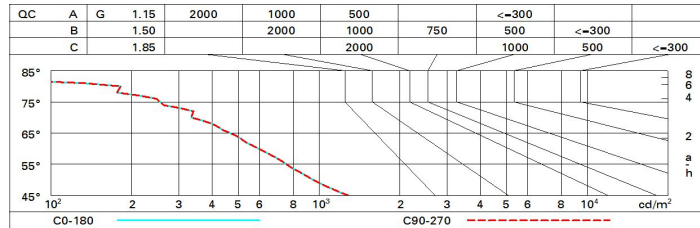
**Polar**



**Utilisation factors**

R	77	75	73	71	55	53	33	00	DRR
K0.8	70	67	64	62	66	64	63	61	78
1.0	73	70	68	66	69	67	67	64	83
1.5	77	75	73	71	74	72	71	69	89
2.0	79	78	76	75	77	75	74	72	93
2.5	81	80	78	78	78	77	77	74	96
3.0	82	81	80	79	80	79	78	76	98
4.0	83	82	82	81	81	80	79	77	99
5.0	83	83	82	82	81	81	80	78	100

**Luminance curve limit**



### UGR diagram

Corrected UGR values (at 1150 lm bare lamp luminous flux)											
Reflect.:											
ceiling/cav		0.70	0.70	0.50	0.50	0.30	0.70	0.70	0.50	0.50	0.30
walls		0.50	0.30	0.50	0.30	0.30	0.50	0.30	0.50	0.30	0.30
work pl.		0.20	0.20	0.20	0.20	0.20	0.20	0.20	0.20	0.20	0.20
Room dim		viewed					viewed				
x	y	crosswise					endwise				
2H	2H	-0.1	2.0	0.3	2.4	2.7	-0.1	2.0	0.3	2.4	2.7
	3H	-0.1	1.6	0.3	1.9	2.2	-0.2	1.5	0.2	1.8	2.2
	4H	-0.1	1.3	0.3	1.6	2.0	-0.2	1.2	0.2	1.5	1.9
	6H	-0.1	0.9	0.3	1.3	1.6	-0.2	0.8	0.2	1.2	1.5
	8H	-0.2	0.9	0.2	1.2	1.6	-0.3	0.8	0.1	1.1	1.5
	12H	-0.2	0.8	0.2	1.2	1.6	-0.3	0.7	0.1	1.1	1.5
4H	2H	-0.2	1.2	0.2	1.5	1.9	-0.1	1.3	0.3	1.6	2.0
	3H	-0.1	0.9	0.3	1.3	1.6	-0.1	0.9	0.3	1.3	1.7
	4H	-0.2	0.8	0.3	1.2	1.6	-0.2	0.8	0.3	1.2	1.6
	6H	-0.5	1.2	-0.0	1.6	2.1	-0.5	1.2	-0.0	1.6	2.1
	8H	-0.6	1.3	-0.1	1.7	2.2	-0.6	1.3	-0.1	1.7	2.2
	12H	-0.7	1.2	-0.2	1.7	2.3	-0.7	1.2	-0.2	1.7	2.2
8H	4H	-0.6	1.3	-0.1	1.7	2.2	-0.6	1.3	-0.1	1.7	2.2
	6H	-0.7	1.1	-0.2	1.6	2.1	-0.7	1.1	-0.2	1.6	2.1
	8H	-0.7	0.9	-0.2	1.4	1.9	-0.7	0.9	-0.2	1.4	1.9
	12H	-0.6	0.5	-0.0	1.0	1.5	-0.6	0.5	-0.0	1.0	1.5
12H	4H	-0.7	1.2	-0.2	1.7	2.2	-0.7	1.2	-0.2	1.7	2.3
	6H	-0.7	0.9	-0.2	1.4	1.9	-0.7	0.9	-0.2	1.4	1.9
	8H	-0.6	0.5	-0.0	1.0	1.5	-0.6	0.5	-0.0	1.0	1.5
Variations with the observer position at spacing:											
S =	1.0H	5.5 / -4.5					5.5 / -4.5				
	1.5H	8.2 / -5.7					8.2 / -5.7				
	2.0H	10.2 / -6.6					10.2 / -6.6				