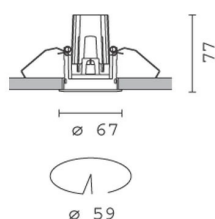



Last information update: June 2018

**Fixed round recessed luminaire - LED - flood - Super Comfort****Product code**

P322

**Technical description**

Round recessed luminaire with contact frame. Fixed Super Comfort version: the LEDs are set a long way back to minimize glare and guarantee a high level of visual comfort. The main body is made of die-cast aluminium with a radiant surface that guarantees optimum heat dissipation. Metallised, thermoplastic, high definition reflector - flood optic (40°). Structure with die-cast aluminium external contact frame with a single white finish. The internal ring is made of thermoplastic available in a range of painted and metallised finishes. Safety glass included Quick and easy tool free assembly. High color rendering index LED. Power unit available with a separate code no.

**Installation**

Recessed in a false ceiling by means of an anti-fall steel wire spring - minimum thickness of false ceiling: 1 mm - preparation hole Ø 59 mm.

**Dimension (mm)**

Ø67x77

**Colour**

White (01) | White/Brass (41) | Black/Black (43) | Black/White (47) | White/Chrome (E4) | (E7) | (E9)

**Weight (Kg)**

0.13

**Mounting**

wall recessed|ceiling recessed

**Wiring**

Direct current ballasts are available with a separate code no.: ON-OFF / 1-10V dimmable / DALI dimmable / Trailing Edge dimmable - the recessed fitting includes a cable and a quick-coupling connector to connect it to the connector on the ballast.

**Notes**

A wide range of decorative accessories and diffusers is available.

Complies with EN60598-1 and pertinent regulations



IP20

IP44

On the visible part of the product once installed

**Product configuration: P322.01****Product characteristics**

Total lighting output [Lm]: 532  
Total power [W]: 7.3  
Luminous efficacy [Lm/W]: 72.9  
Life Time: > 50,000h - L80 - B10 (Ta 25°C)

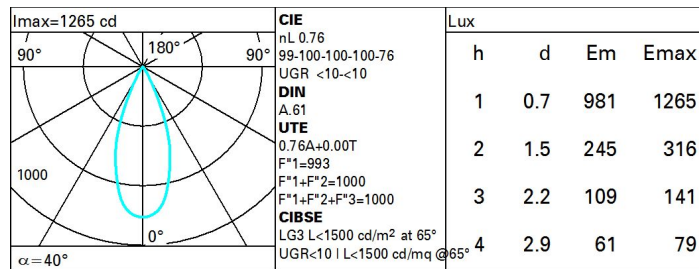
Total luminous flux at or above an angle of 90° [Lm]: 0  
Emergency luminous flux [Lm]: /  
Voltage [V]: -  
Number of optical assemblies: 1

**Optical assembly Characteristics Type 1**

Light Output Ratio (L.O.R.) [%]: 76  
Lamp code: LED  
ZVEI Code: LED  
Nominal power [W]: 7.3  
Nominal luminous [Lm]: 700  
Lamp maximum intensity [cd]: /  
Beam angle [°]: 40°

Number of lamps for optical assembly: 1  
Socket: /  
Ballast losses [W]: 0  
Colour temperature [K]: 3000  
CRI: 90  
Wavelength [nm]: /  
MacAdam Step: 3

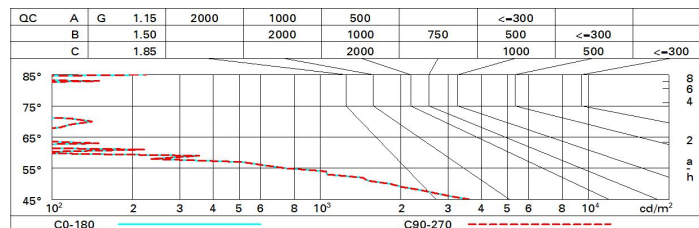
# Polar



# Utilisation factors

R	77	75	73	71	55	53	33	00	DRR
K0.8	68	65	62	60	64	62	62	59	78
1.0	71	68	66	64	68	65	65	63	83
1.5	75	73	71	69	72	70	69	67	88
2.0	77	76	74	73	75	73	73	70	93
2.5	79	78	77	76	76	75	75	73	96
3.0	80	79	78	77	78	77	76	74	98
4.0	81	80	80	79	79	78	77	75	99
5.0	81	81	80	80	79	79	78	76	100

# Luminance curve limit



# UGR diagram

Corrected UGR values (at 700 lm bare lamp luminous flux)											
Reflect.: ceiling/cav walls work pl. Room dim x y		0.70 0.50 0.20	0.70 0.30 0.20	0.50 0.50 0.20	0.50 0.30 0.20	0.30 0.30 0.20	0.70 0.50 0.20	0.70 0.30 0.20	0.50 0.50 0.20	0.50 0.30 0.20	0.30 0.30 0.20
viewed crosswise						viewed endwise					
2H	2H	9.0	9.5	9.2	9.8	10.0	9.0	9.5	9.2	9.8	10.0
	3H	8.8	9.3	9.1	9.6	9.9	8.8	9.3	9.1	9.6	9.9
	4H	8.8	9.2	9.1	9.5	9.8	8.8	9.2	9.1	9.5	9.8
	6H	8.7	9.1	9.0	9.4	9.8	8.7	9.1	9.0	9.4	9.8
	8H	8.6	9.1	9.0	9.4	9.7	8.6	9.1	9.0	9.4	9.7
	12H	8.6	9.0	9.0	9.3	9.7	8.6	9.0	9.0	9.3	9.7
4H	2H	8.8	9.2	9.1	9.5	9.8	8.8	9.2	9.1	9.5	9.8
	3H	8.6	9.0	9.0	9.4	9.7	8.6	9.0	9.0	9.4	9.7
	4H	8.5	8.9	8.9	9.2	9.6	8.5	8.9	8.9	9.2	9.6
	6H	8.4	8.7	8.9	9.1	9.6	8.4	8.7	8.9	9.1	9.6
	8H	8.4	8.7	8.8	9.1	9.5	8.4	8.7	8.8	9.1	9.5
	12H	8.3	8.6	8.8	9.0	9.5	8.3	8.6	8.8	9.0	9.5
8H	4H	8.4	8.7	8.8	9.1	9.5	8.4	8.7	8.8	9.1	9.5
	6H	8.3	8.5	8.8	9.0	9.4	8.3	8.5	8.8	9.0	9.4
	8H	8.2	8.4	8.7	8.9	9.4	8.2	8.4	8.7	8.9	9.4
	12H	8.2	8.4	8.7	8.8	9.4	8.2	8.4	8.7	8.8	9.4
12H	4H	8.3	8.6	8.8	9.0	9.5	8.3	8.6	8.8	9.0	9.5
	6H	8.2	8.4	8.7	8.9	9.4	8.2	8.4	8.7	8.9	9.4
	8H	8.2	8.4	8.7	8.8	9.4	8.2	8.4	8.7	8.8	9.4
Variations with the observer position at spacing:											
S =	1.0H	6.0 / -14.5					6.0 / -14.5				
	1.5H	8.8 / -22.2					8.8 / -22.2				
	2.0H	10.8 / -22.9					10.8 / -22.9				