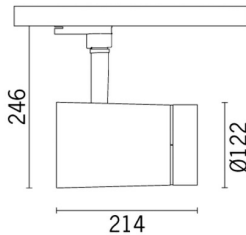


Last information update: May 2018

**neutral white medium body spotlight - DALI ballast- flood optic****Product code**

P226

**Technical description**

Adjustable spotlight with adapter for installation on DALI track for high output LED lamp with monochrome emission in a Neutral White (4000K) tone. DALI ballast integrated in the product. Luminaire made of die-cast aluminium and thermoplastic material, allows 360° rotation about the vertical axis and 90° tilting relative to the horizontal plane. The luminaire has mechanical aiming locks for both movements, operated using the same tool on two screws, one at the side of the rod and one on the adapter for the track. Passive heat dissipation. Reflector in superpure mirrored aluminium with special faceting that improves the distribution of the light beam (OPTIBEAM). Spotlight can hold up to two flat accessories at the same time. Another external component can also be applied, selected from directional flaps and an anti-glare screen. All external accessories rotate 360° about the spotlight longitudinal axis.

**Installation**

On a DALI electrified track

**Dimension (mm)**

Ø122x246

**Colour**

White (01) | Black (04)

**Weight (Kg)**

2.1

**Mounting**

dali track|wall surface|ceiling surface

**Wiring**

DALI components housed in the luminaire

Complies with EN60598-1 and pertinent regulations



IP20

**Product configuration: P226****Product characteristics**

Total lighting output [Lm]: 3114.8  
Total power [W]: 33.4  
Luminous efficacy [Lm/W]: 93.3  
Life Time: > 50,000h - L80 - B10 (Ta 25°C)

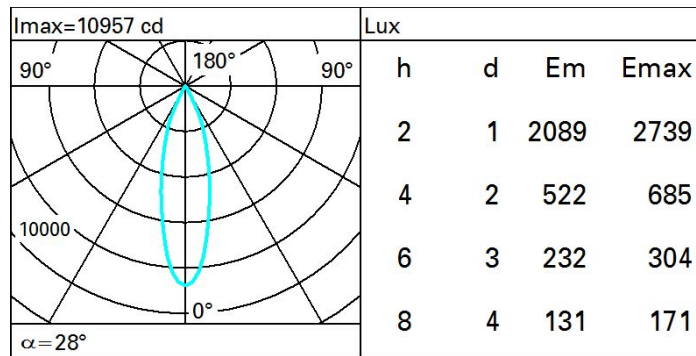
Total luminous flux at or above an angle of 90° [Lm]: 0  
Emergency luminous flux [Lm]: /  
Voltage [V]: -  
Number of optical assemblies: 1

**Optical assembly Characteristics Type 1**

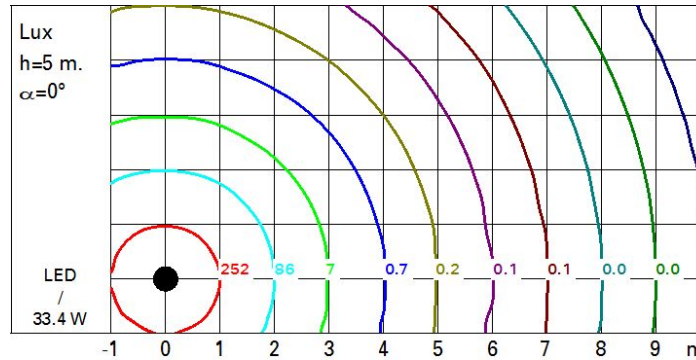
Light Output Ratio (L.O.R.) [%]: 78  
Lamp code: LED  
ZVEI Code: LED  
Nominal power [W]: 29  
Nominal luminous [Lm]: 4000  
Lamp maximum intensity [cd]: /  
Beam angle [°]: 28°

Number of lamps for optical assembly: 1  
Socket: /  
Ballast losses [W]: 4.4  
Colour temperature [K]: 4000  
CRI: 80  
Wavelength [Nm]: /  
MacAdam Step: 2

# Polar



# Isolux



# UGR diagram

Corrected UGR values (at 4000 lm bare lamp luminous flux)											
Reflect.: ceiling/cav walls work pl. Room dim x y		0.70 0.50 0.20	0.70 0.30 0.20	0.50 0.50 0.20	0.50 0.30 0.20	0.30 0.30 0.20	0.70 0.50 0.20	0.70 0.30 0.20	0.50 0.50 0.20	0.50 0.30 0.20	0.30 0.30 0.20
viewed crosswise						viewed endwise					
2H	2H	5.5	6.0	5.7	6.2	6.5	5.5	6.0	5.7	6.2	6.5
	3H	5.5	5.9	5.8	6.2	6.5	5.4	5.9	5.7	6.1	6.4
	4H	5.4	5.9	5.8	6.2	6.5	5.3	5.8	5.7	6.1	6.4
	6H	5.4	5.8	5.8	6.1	6.5	5.3	5.7	5.6	6.0	6.3
	8H	5.4	5.8	5.7	6.1	6.4	5.2	5.7	5.6	6.0	6.3
12H	5.4	5.7	5.7	6.1	6.4	5.2	5.6	5.6	5.9	6.3	
4H	2H	5.3	5.8	5.7	6.1	6.4	5.4	5.9	5.8	6.2	6.5
	3H	5.4	5.8	5.7	6.1	6.4	5.4	5.8	5.8	6.1	6.5
	4H	5.4	5.7	5.8	6.1	6.5	5.4	5.7	5.8	6.1	6.5
	6H	5.4	5.6	5.8	6.0	6.5	5.3	5.6	5.7	6.0	6.4
	8H	5.3	5.6	5.8	6.0	6.4	5.3	5.6	5.7	6.0	6.4
	12H	5.3	5.5	5.7	6.0	6.4	5.2	5.5	5.7	5.9	6.4
8H	4H	5.3	5.6	5.7	6.0	6.4	5.3	5.6	5.8	6.0	6.4
	6H	5.3	5.5	5.7	6.0	6.4	5.3	5.5	5.8	6.0	6.4
	8H	5.3	5.4	5.7	5.9	6.4	5.3	5.4	5.7	5.9	6.4
	12H	5.2	5.4	5.7	5.9	6.4	5.2	5.4	5.7	5.9	6.4
12H	4H	5.2	5.5	5.7	5.9	6.4	5.3	5.5	5.7	6.0	6.4
	6H	5.2	5.4	5.7	5.9	6.4	5.3	5.4	5.7	5.9	6.4
	8H	5.2	5.4	5.7	5.9	6.4	5.2	5.4	5.7	5.9	6.4
Variations with the observer position at spacing:											
S =	1.0H	5.4 / -4.8					5.4 / -4.8				
	1.5H	6.1 / -5.5					6.1 / -5.5				
	2.0H	10.0 / -6.5					10.0 / -6.5				