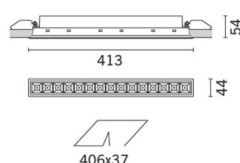


Last information update: May 2018



15 cell Recessed luminaire - Tunable White - Wide Flood optic

Product code

P187

Technical description

Rectangular 15 optic element recessed miniaturised luminaire. LED lamps with different colour temperatures that allow them to be modulated. This variation is achieved by mixing the emission of 8 x 2700K high CRI LEDs and 7 x 5700K high CRI LEDs. Despite the disparity of the lamps when the two end channels are used - 2700K and 5700K - the intensity of the flux emitted is the same. The colour temperature also remains uniform and constant even when different size products are used together. Main body with die-cast aluminium radiant surface, version with perimeter surface frame. Metallised thermoplastic high definition optics - wide flood beam - set back from the black anti-glare screen. The structure of the optical system prevents a pinpoint effect, allowing precise, circular light distribution and emission with controlled glare. Supplied with an integrated (basic) power system that allows the colour temperature to be varied, without using any extra components, but simply by pressing the buttons (max 4 products). Using the 6170 + M630 codes you can obtain a simple and intuitive DALI programmable solution with touch-screen. There are also other control systems available with different codes for large systems that require specialised technicians for their programming: the MH97 + MH93 + MI02 group can be used for a DALI / KNX programmable solution - the MH97 + MH93 + M618 group can be used to extend the control of the system to remote supports such as tablets and smart phones.

Installation

recessed with steel wire springs for false ceilings from 1 to 25 mm thick - preparation hole 37 x 406

Dimension (mm)

413x44x54

Colour

White (01) | Black/Black (43) | Black/White (47) | Grey/Black (74)

Weight (Kg)

1.06

Mounting

wall recessed|ceiling recessed

Wiring

Power units included. Various management solutions are available with a separate code. For technical data, properties and connection modes see the instruction sheet.

Complies with EN60598-1 and pertinent regulations



Product configuration: P187

Product characteristics

Total lighting output [Lm]: 2114
Total power [W]: 34.4
Luminous efficacy [Lm/W]: 61.5
Life Time: 50,000h - L90 - B10 (Ta 25°C)

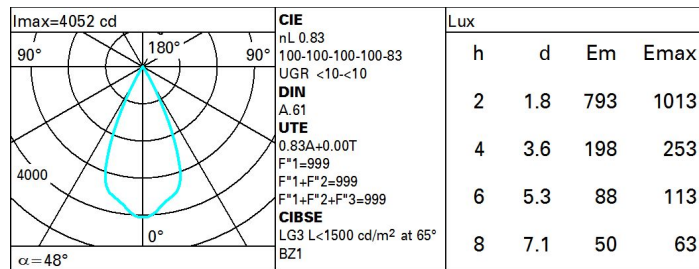
Total luminous flux at or above an angle of 90° [Lm]: 0
Emergency luminous flux [Lm]: /
Voltage [V]: -
Number of optical assemblies: 1

Optical assembly Characteristics Type 1

Light Output Ratio (L.O.R.) [%]: 83
Lamp code: LED
ZVEI Code: LED
Nominal power [W]: 27
Nominal luminous [Lm]: 2550
Lamp maximum intensity [cd]: /
Beam angle [°]: 48°

Number of lamps for optical assembly: 1
Socket: /
Ballast losses [W]: 7.4
Colour temperature [K]: /
CRI: /
Wavelength [nm]: /
MacAdam Step: /

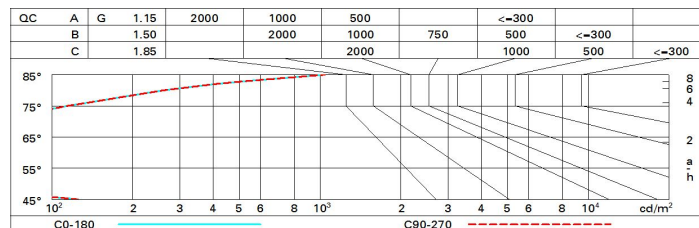
Polar



Utilisation factors

R	77	75	73	71	55	53	33	00	DRR
K0.8	75	71	68	66	70	68	68	65	78
1.0	78	75	72	70	74	72	71	69	83
1.5	82	79	77	76	78	77	76	73	89
2.0	85	83	81	80	81	80	79	77	93
2.5	86	85	84	83	83	82	82	79	96
3.0	87	86	85	85	85	84	83	81	98
4.0	88	87	87	86	86	86	84	82	99
5.0	89	88	88	87	87	86	85	83	100

Luminance curve limit



UGR diagram

Corrected UGR values (at 2550 lm bare lamp luminous flux)												
Reflect.:												
ceiling		0.70	0.70	0.50	0.50	0.30	0.70	0.70	0.50	0.50	0.30	
walls		0.50	0.30	0.50	0.30	0.30	0.50	0.30	0.50	0.30	0.30	
work pl.		0.20	0.20	0.20	0.20	0.20	0.20	0.20	0.20	0.20	0.20	
Room dim		viewed					viewed					
x	y	crosswise					endwise					
2H	2H	3.1	3.5	3.3	3.8	4.0	3.1	3.5	3.3	3.8	4.0	
	3H	2.9	3.4	3.2	3.6	3.9	2.9	3.4	3.2	3.6	3.9	
	4H	2.9	3.3	3.2	3.6	3.8	2.8	3.3	3.2	3.5	3.8	
	6H	2.8	3.2	3.1	3.5	3.8	2.8	3.1	3.1	3.5	3.8	
	8H	2.8	3.2	3.2	3.5	3.8	2.7	3.1	3.1	3.4	3.8	
	12H	2.9	3.3	3.3	3.6	3.9	2.7	3.0	3.1	3.4	3.7	
4H	2H	2.8	3.3	3.2	3.5	3.8	2.9	3.3	3.2	3.6	3.8	
	3H	2.7	3.0	3.1	3.4	3.7	2.7	3.1	3.1	3.4	3.7	
	4H	2.6	2.9	3.0	3.3	3.7	2.6	2.9	3.0	3.3	3.7	
	6H	2.6	2.8	3.0	3.2	3.7	2.5	2.8	3.0	3.2	3.6	
	8H	2.6	2.9	3.0	3.3	3.7	2.5	2.7	2.9	3.2	3.6	
	12H	2.8	3.0	3.3	3.5	3.9	2.4	2.7	2.9	3.1	3.6	
8H	4H	2.5	2.7	2.9	3.2	3.6	2.6	2.9	3.0	3.3	3.7	
	6H	2.5	2.7	2.9	3.1	3.6	2.6	2.8	3.0	3.2	3.7	
	8H	2.6	2.7	3.0	3.2	3.7	2.6	2.7	3.0	3.2	3.7	
	12H	3.0	3.1	3.5	3.6	4.1	2.6	2.7	3.1	3.2	3.7	
12H	4H	2.4	2.7	2.9	3.1	3.6	2.8	3.0	3.3	3.5	3.9	
	6H	2.4	2.6	2.9	3.1	3.6	2.9	3.1	3.4	3.5	4.0	
	8H	2.6	2.7	3.1	3.2	3.7	3.0	3.1	3.5	3.6	4.1	
Variations with the observer position at spacing:												
S =		1.0H	5.9 / -5.4					5.9 / -5.4				
		1.5H	8.6 / -5.5					8.6 / -5.5				
		2.0H	10.6 / -5.9					10.6 / -5.9				