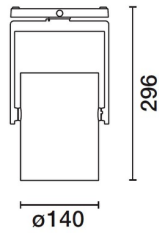


Front Light

Design iGuzzini

iGuzzini

Last information update: May 2018



pendant - Neutral White - Flood Optic

Product code
P094

Technical description

Pendant luminaire equipped with a three-phase adapter for electrified tracks, made of die-cast aluminium and thermoplastic material. The pendant system consists of steel cables L=2000 that provide a simple mechanical anchoring system. Having been rotated and tilted, the luminaire can be locked mechanically in position to ensure efficient light aiming (during maintenance operations too). Luminaire for high yield C.O.B. technology LED lamp with monochrome emission in a neutral white colour tone (4000K). Medium optic. Equipped with electronic ballast. Equipped with an accessory holding ring designed to contain a flat accessory. An external component may also be applied, such as directional flaps with 360° rotation.

Installation

On an electrified track

Dimension (mm)
Ø140x296

Colour
White (01) | Black (04) | Grey/Black (74)

Weight (Kg)
2.4

Mounting
three circuit track pendant|ceiling surface

Wiring
product complete with electronic components

Complies with EN60598-1 and pertinent regulations

IP20 IP40 for optical assembly



Product configuration: P094

Product characteristics

Total lighting output [Lm]: 5439
Total power [W]: 50.3
Luminous efficacy [Lm/W]: 108.1
Life Time: > 50,000h - L80 - B10 (Ta 25°C)

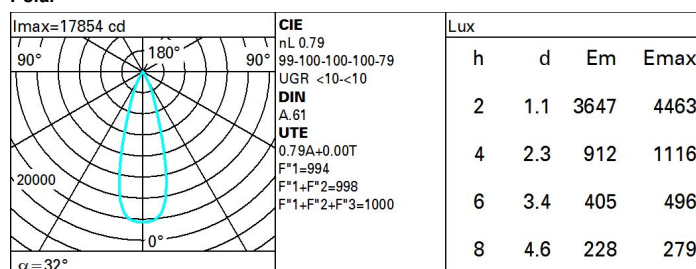
Total luminous flux at or above an angle of 90° [Lm]: 0
Emergency luminous flux [Lm]: /
Voltage [V]: -
Number of optical assemblies: 1

Optical assembly Characteristics Type 1

Light Output Ratio (L.O.R.) [%]: 79
Lamp code: LED
ZVEI Code: LED
Nominal power [W]: 46
Nominal luminous [Lm]: 6900
Lamp maximum intensity [cd]: /
Beam angle [°]: 32°

Number of lamps for optical assembly: 1
Socket: /
Ballast losses [W]: 4.3
Colour temperature [K]: 4000
CRI: 80
Wavelength [nm]: /
MacAdam Step: 2

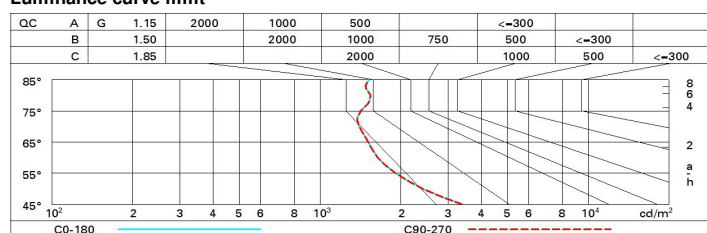
Polar



Utilisation factors

R	77	75	73	71	55	53	33	00	DRR
K0.8	71	67	65	63	67	64	64	62	78
1.0	74	71	68	67	70	68	68	65	83
1.5	78	75	73	72	74	73	72	70	88
2.0	80	78	77	76	77	76	75	73	93
2.5	82	80	79	78	79	78	77	75	96
3.0	83	82	81	80	81	80	79	77	98
4.0	84	83	83	82	82	81	80	78	99
5.0	84	84	83	83	82	82	81	79	100

Luminance curve limit



UGR diagram

Corrected UGR values (at 6900 lm bare lamp luminous flux)											
Reflect.:		viewed crosswise					viewed endwise				
ceiling/cav		0.70	0.70	0.50	0.50	0.30	0.70	0.70	0.50	0.50	0.30
walls		0.50	0.30	0.50	0.30	0.30	0.50	0.30	0.50	0.30	0.30
work pl.		0.20	0.20	0.20	0.20	0.20	0.20	0.20	0.20	0.20	0.20
Room dim		viewed crosswise					viewed endwise				
x	y										
2H	2H	4.4	4.9	4.7	5.2	5.4	4.4	4.9	4.7	5.2	5.4
	3H	4.6	5.1	4.9	5.3	5.6	4.4	4.9	4.7	5.1	5.4
	4H	4.7	5.1	5.0	5.4	5.7	4.4	4.8	4.7	5.1	5.4
	6H	4.8	5.2	5.2	5.5	5.9	4.3	4.7	4.7	5.0	5.4
	8H	4.9	5.3	5.2	5.6	5.9	4.3	4.7	4.7	5.0	5.4
4H	12H	4.9	5.3	5.3	5.6	6.0	4.3	4.6	4.6	5.0	5.3
	2H	4.4	4.8	4.7	5.1	5.4	4.7	5.1	5.0	5.4	5.7
	3H	4.6	5.0	5.0	5.4	5.7	4.8	5.2	5.2	5.5	5.8
	4H	4.8	5.2	5.2	5.5	5.9	4.8	5.2	5.2	5.5	5.9
	6H	5.1	5.4	5.5	5.8	6.2	4.9	5.1	5.3	5.5	6.0
8H	8H	5.2	5.4	5.6	5.8	6.3	4.9	5.1	5.3	5.5	6.0
	12H	5.2	5.5	5.7	5.9	6.4	4.8	5.1	5.3	5.5	6.0
	4H	4.9	5.1	5.3	5.5	6.0	5.2	5.4	5.6	5.8	6.3
	6H	5.2	5.4	5.7	5.9	6.3	5.3	5.5	5.8	6.0	6.4
	8H	5.4	5.6	5.8	6.0	6.5	5.4	5.6	5.8	6.0	6.5
12H	12H	5.5	5.7	6.0	6.2	6.7	5.4	5.6	5.9	6.0	6.6
	4H	4.8	5.1	5.3	5.5	6.0	5.2	5.5	5.7	5.9	6.4
	6H	5.2	5.4	5.7	5.9	6.4	5.4	5.6	5.9	6.1	6.6
	8H	5.4	5.6	5.9	6.0	6.6	5.5	5.7	6.0	6.2	6.7
Variations with the observer position at spacing:											
S =		4.1 / -2.2					4.1 / -2.2				
		0.6 / -2.6					0.6 / -2.6				
		8.5 / -2.7					8.5 / -2.7				