

Last information update: May 2018


Frameless Recessed luminaire - LEDs - Warm White - Incorporated Electronic control gear - Wall washer optic
Product code

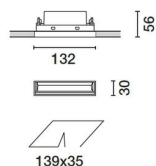
N328

Technical description

Miniaturised recessed rectangular luminaire with LED light sources. Main body with die-cast aluminium radiant surface, minimal version (frameless) for flush installation on ceilings. Asymmetric optical system designed to obtain effective wall washer distribution. Flow recuperator - super-pure aluminium reflector - PMMA diffuser screen with ribbed texture; a special acrylic film, associated with the screen, allows for obtaining a uniform and effective light emission on the wall. Black polycarbonate inner perimeter frame. Supplied with electronic control gear connected to the luminaire. Warm White LEDs.

Installation

Recessed with steel wire springs on a specific adapter (included), ensuring flush installation on ceiling. The adapter (Th. 12.5 mm) is fixed to the ceiling with self-tapping screws; the wall is then filled and skim-coated; after inserting the luminaire's body, the finishing touches are applied. Recess opening 35 x 139.


Dimension (mm)

132x30x56

Colour

Black (04)

Weight (Kg)

0.36


Mounting

wall recessed|ceiling recessed

Wiring

On control gear box; screw connections.

Complies with EN60598-1 and pertinent regulations



On the visible part of the product once installed

Product configuration: N328
Product characteristics

Total lighting output [Lm]: 358.7
 Total power [W]: 12
 Luminous efficacy [Lm/W]: 29.9
 Life Time: 50,000h - L90 - B10 (Ta 25 °C)

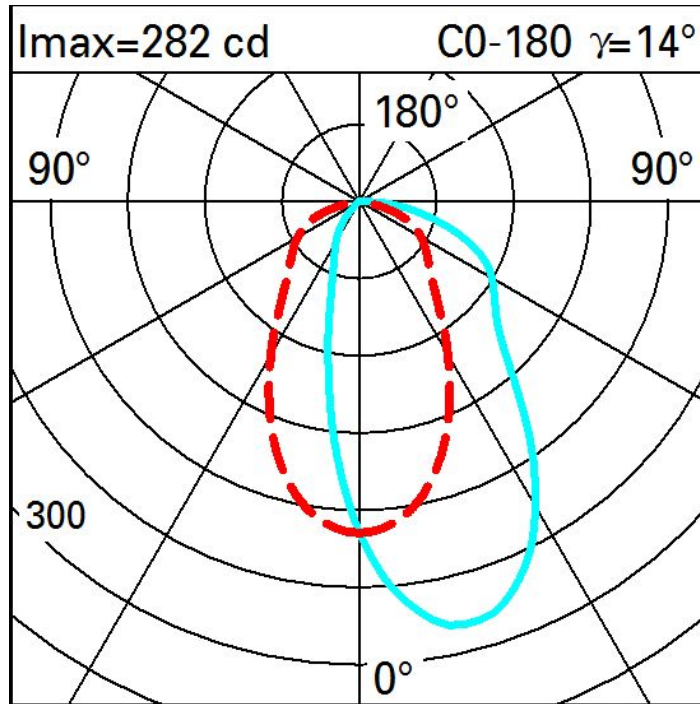
Total luminous flux at or above an angle of 90° [Lm]: 0
 Emergency luminous flux [Lm]: /
 Voltage [V]: -
 Number of optical assemblies: 1

Optical assembly Characteristics Type 1

Light Output Ratio (L.O.R.) [%]: 39
 Lamp code: LED
 ZVEI Code: LED
 Nominal power [W]: 10
 Nominal luminous [Lm]: 920
 Lamp maximum intensity [cd]: /
 Beam angle [°]: /

Number of lamps for optical assembly: 1
 Socket: /
 Ballast losses [W]: 2
 Colour temperature [K]: 3000
 CRI: 90
 Wavelength [Nm]: /
 MacAdam Step: 3

Polar



Illuminances

Lux Wall distance = 1m

| | | | | | | | | | | | |
|---|-----|----|----|----|----|----|----|----|---|---|-----|
| 3 | | | | | | ● | | | | | |
| | 0.9 | 2 | 5 | 14 | 39 | 66 | 39 | 14 | 5 | 2 | 0.9 |
| 2 | 2 | 4 | 7 | 16 | 34 | 47 | 34 | 16 | 7 | 4 | 2 |
| | 2 | 4 | 7 | 15 | 28 | 36 | 28 | 15 | 7 | 4 | 2 |
| 1 | 2 | 3 | 6 | 12 | 19 | 23 | 19 | 12 | 6 | 3 | 2 |
| | 2 | 3 | 5 | 9 | 13 | 15 | 13 | 9 | 5 | 3 | 2 |
| 0 | | | | | | | | | | | |
| | m | -2 | -1 | 0 | 1 | 2 | 3 | | | | |