


Last information update: June 2018

iPlan - warm white - UGR<19 with L<3,000 cd/m2 for $\alpha \geq 65^\circ$ **Product code**

N266

Technical description

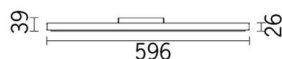
Direct emission recessed or ceiling-mounted luminaire designed to use warm white 3000K high colour rendering LEDs. Anodised aluminium perimeter profile. The micro-prismatic diffuser screen, combined with an inner screen and diffusing film, allows optimum diffusion of the direct light and controlled luminance UGR<19 with L<3,000 cd/m2 for $\alpha \geq 65^\circ$ ideal for environments where video monitors are used. The LEDs are arranged inside the perimeter and the driver is housed in the product.

Installation

Recessed in plasterboard false ceilings (using accessory frame), in false ceilings with frame, in modular false ceilings (even 625 x 625 mm using accessory adapter); possibility of ceiling-mounting using kit to be ordered separately as an accessory

Dimension (mm)

600x600x26

**Colour**

Aluminium (12)

Weight (Kg)

7.8

Mounting

ceiling pendant

Wiring

product complete with electronic components

Complies with EN60598-1 and pertinent regulations



IP20



IP43

On the visible part of the product once installed



pending

Product configuration: N266**Product characteristics**

Total lighting output [Lm]: 3967
 Total power [W]: 41.8
 Luminous efficacy [Lm/W]: 94.9
 Life Time: > 50,000h - L80 - B10 (Ta 25°C)

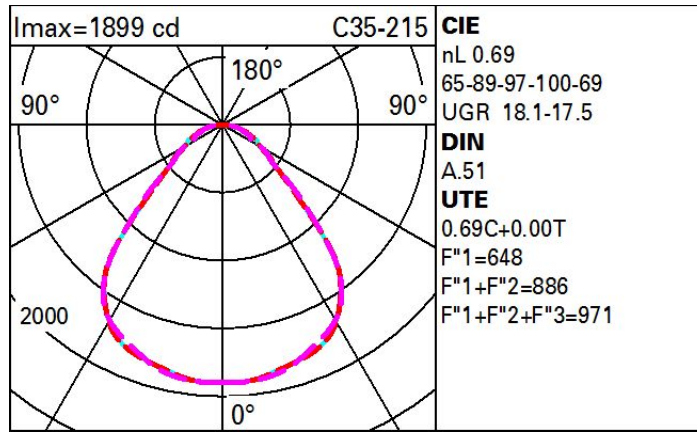
Total luminous flux at or above an angle of 90° [Lm]: 0
 Emergency luminous flux [Lm]: /
 Voltage [V]: -
 Number of optical assemblies: 1

Optical assembly Characteristics Type 1

Light Output Ratio (L.O.R.) [%]: 69
 Lamp code: LED
 ZVEI Code: LED
 Nominal power [W]: 36
 Nominal luminous [Lm]: 5750
 Lamp maximum intensity [cd]: /
 Beam angle [°]: /

Number of lamps for optical assembly: 1
 Socket: /
 Ballast losses [W]: 5.8
 Colour temperature [K]: 3000
 CRI: 80
 Wavelength [Nm]: /
 MacAdam Step: 3

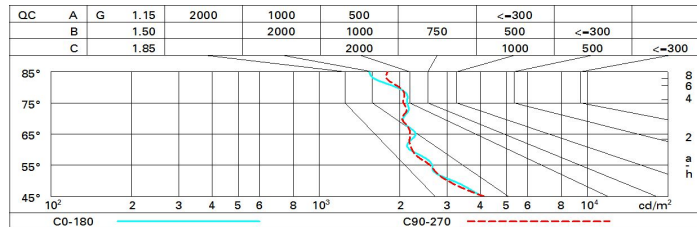
Polar



Utilisation factors

R	77	75	73	71	55	53	33	00	DRR
K0.8	51	45	41	38	44	40	40	36	52
1.0	55	50	46	43	49	45	45	41	59
1.5	61	57	53	50	56	53	52	48	70
2.0	65	61	58	56	60	57	56	53	77
2.5	67	64	61	59	62	60	60	56	82
3.0	68	66	64	62	64	62	61	59	85
4.0	70	68	66	65	66	65	64	61	88
5.0	71	69	68	66	68	66	65	63	91

Luminance curve limit



UGR diagram

Corrected UGR values (at 5750 lm bare lamp luminous flux)											
Reflect.:											
ceiling/cav		0.70	0.70	0.50	0.50	0.30	0.70	0.70	0.50	0.50	0.30
walls		0.50	0.30	0.50	0.30	0.30	0.50	0.30	0.50	0.30	0.30
work pl.		0.20	0.20	0.20	0.20	0.20	0.20	0.20	0.20	0.20	0.20
Room dim		viewed					viewed				
x	y	crosswise					endwise				
2H	2H	15.3	16.3	15.6	16.5	16.8	15.3	16.3	15.6	16.5	16.8
	3H	16.2	17.1	16.5	17.4	17.7	15.5	16.4	15.8	16.7	17.0
	4H	16.7	17.5	17.0	17.8	18.1	15.6	16.4	15.9	16.7	17.0
	6H	17.1	17.9	17.5	18.2	18.5	15.6	16.3	15.9	16.7	17.0
	8H	17.3	18.0	17.6	18.3	18.7	15.6	16.3	16.0	16.6	17.0
	12H	17.4	18.0	17.7	18.4	18.8	15.5	16.2	15.9	16.6	17.0
4H	2H	15.6	16.4	15.9	16.7	17.0	16.7	17.5	17.0	17.8	18.1
	3H	16.7	17.4	17.1	17.7	18.1	17.1	17.8	17.5	18.1	18.5
	4H	17.3	17.9	17.7	18.3	18.7	17.3	17.9	17.7	18.3	18.7
	6H	17.9	18.4	18.3	18.8	19.2	17.5	18.0	17.9	18.4	18.8
	8H	18.1	18.6	18.5	19.0	19.5	17.5	18.0	18.0	18.5	18.9
	12H	18.2	18.7	18.7	19.1	19.6	17.6	18.0	18.0	18.5	18.9
8H	4H	17.5	18.0	18.0	18.5	18.9	18.1	18.6	18.6	19.0	19.5
	6H	18.3	18.7	18.8	19.2	19.6	18.5	18.9	19.0	19.3	19.8
	8H	18.6	19.0	19.1	19.5	20.0	18.7	19.0	19.1	19.5	20.0
	12H	18.9	19.2	19.4	19.7	20.2	18.8	19.1	19.3	19.6	20.1
12H	4H	17.6	18.0	18.0	18.5	18.9	18.3	18.7	18.7	19.2	19.6
	6H	18.4	18.7	18.9	19.2	19.7	18.7	19.1	19.2	19.5	20.0
	8H	18.8	19.1	19.3	19.6	20.1	18.9	19.2	19.4	19.7	20.3
Variations with the observer position at spacing:											
S =	1.0H	0.4 / -0.3		0.4 / -0.3		0.4 / -0.3		0.4 / -0.3		0.4 / -0.3	
	1.5H	1.0 / -0.7		1.0 / -0.7		1.0 / -0.7		1.0 / -0.7		1.0 / -0.7	
	2.0H	1.8 / -1.0		1.8 / -1.0		1.8 / -1.0		1.8 / -1.0		1.8 / -1.0	