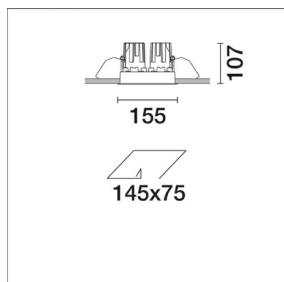



Last information update: May 2018



**Fixed, two compartment Recessed luminaire - Warm LED - Incorporated DALI dimmable power supply - WideFlood optic Beam**

#### Product code

N166

#### Technical description

Fixed optic, two compartment recessed luminaire for high efficiency, warm white LED lamps. Passive heat dissipation system. Lamp body with die-cast aluminium radiant surface, version with perimeter surface frame. Metallised, thermoplastic, high definition optics, integrated in a rear position in the anti-glare screens. Glass covers for LED lamps. The structure of the optical system produces light emission with controlled luminance ( $UGR < 19$ ). Supplied with DALI dimmable power supply unit connected to the luminaire.

#### Installation

recessed with steel wire springs for false ceilings from 1 to 25 mm thick - preparation hole 75 x 145. Installation permitted in either a horizontal or vertical position.

#### Dimension (mm)

155x85x107

#### Colour

White (01) | Black/Black (43) | Black/White (47) | Grey/Black (74)

#### Weight (Kg)

1

#### Mounting

wall recessed|ceiling recessed

#### Wiring

Quick-fit power supply connection to terminal block. Digital electronic cabling that allows dimming to be performed with DALI protocol or a pushbutton switch (DIM SWITCH).

#### Notes

The product with its white finish (01) includes optic rings for limiting luminance; a feature that renders a performance of  $UGR < 19$  and determines slight variations in the opening of the optics ( $52^\circ$ ) and yield (0.74).

Complies with EN60598-1 and pertinent regulations



#### Product configuration: N166.01

#### Product characteristics

Total lighting output [Lm]: 1774.8  
Total power [W]: 21.2  
Luminous efficacy [Lm/W]: 83.7  
Life Time: 50,000h - L80 - B10 (Ta 25°C)

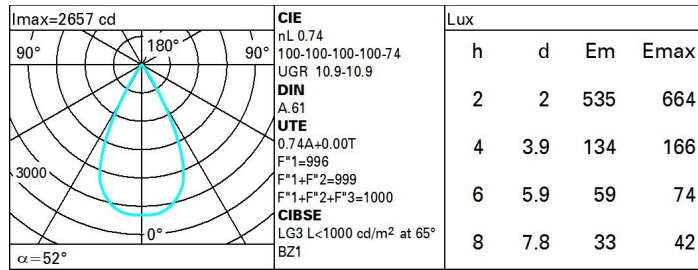
Total luminous flux at or above an angle of  $90^\circ$  [Lm]: 0  
Emergency luminous flux [Lm]: /  
Voltage [V]: 230  
Number of optical assemblies: 1

#### Optical assembly Characteristics Type 1

Light Output Ratio (L.O.R.) [%]: 74  
Lamp code: LED  
ZVEI Code: LED  
Nominal power [W]: 17  
Nominal luminous [Lm]: 2400  
Lamp maximum intensity [cd]: /  
Beam angle [ $^\circ$ ]:  $52^\circ$

Number of lamps for optical assembly: 1  
Socket: /  
Ballast losses [W]: 4.2  
Colour temperature [K]: 3000  
CRI: 80  
Wavelength [Nm]: /  
MacAdam Step: 3

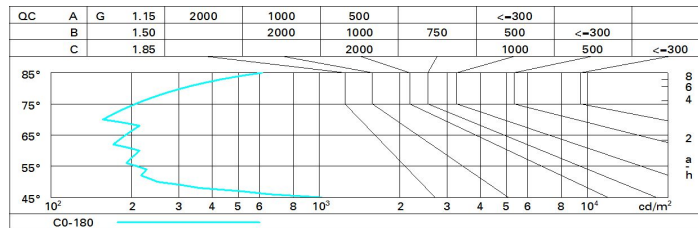
**Polar**



**Utilisation factors**

R	77	75	73	71	55	53	33	00	DRR
K0.8	67	63	61	59	63	61	60	58	78
1.0	70	67	64	63	66	64	64	61	83
1.5	73	71	69	67	70	68	68	65	88
2.0	75	74	72	71	73	71	71	69	93
2.5	77	75	74	74	74	73	73	71	96
3.0	78	77	76	75	76	75	74	72	98
4.0	79	78	77	77	77	76	75	73	99
5.0	79	79	78	78	77	77	76	74	100

**Luminance curve limit**



**UGR diagram**

Corrected UGR values (at 2400 lm bare lamp luminous flux)											
Reflect.:		0.70	0.70	0.50	0.50	0.30	0.70	0.70	0.50	0.50	0.30
ceiling/cav		0.70	0.70	0.50	0.50	0.30	0.70	0.70	0.50	0.50	0.30
walls		0.50	0.30	0.50	0.30	0.30	0.50	0.30	0.50	0.30	0.30
work pl.		0.20	0.20	0.20	0.20	0.20	0.20	0.20	0.20	0.20	0.20
Room dim		viewed crosswise					viewed endwise				
x	y										
2H	2H	11.5	12.0	11.8	12.3	12.5	11.5	12.0	11.8	12.3	12.5
	3H	11.3	11.8	11.7	12.1	12.4	11.3	11.8	11.7	12.1	12.4
	4H	11.3	11.7	11.6	12.0	12.3	11.3	11.7	11.6	12.0	12.3
	6H	11.2	11.6	11.5	11.9	12.3	11.2	11.6	11.5	11.9	12.3
	8H	11.2	11.6	11.5	11.9	12.2	11.2	11.6	11.5	11.9	12.2
	12H	11.1	11.5	11.5	11.9	12.2	11.1	11.5	11.5	11.8	12.2
4H	2H	11.3	11.7	11.6	12.0	12.3	11.3	11.7	11.6	12.0	12.3
	3H	11.1	11.5	11.5	11.9	12.2	11.1	11.5	11.5	11.9	12.2
	4H	11.0	11.4	11.4	11.7	12.1	11.0	11.4	11.4	11.7	12.1
	6H	11.0	11.3	11.4	11.6	12.1	10.9	11.2	11.4	11.6	12.1
	8H	10.9	11.2	11.3	11.6	12.0	10.9	11.2	11.3	11.6	12.0
	12H	10.9	11.1	11.3	11.6	12.0	10.8	11.1	11.3	11.5	12.0
8H	4H	10.9	11.2	11.3	11.6	12.0	10.9	11.2	11.3	11.6	12.0
	6H	10.8	11.0	11.3	11.5	12.0	10.8	11.0	11.3	11.5	12.0
	8H	10.8	11.0	11.3	11.4	11.9	10.8	11.0	11.3	11.4	11.9
	12H	10.7	10.9	11.2	11.4	11.9	10.7	10.9	11.2	11.4	11.9
12H	4H	10.8	11.1	11.3	11.5	12.0	10.9	11.1	11.3	11.6	12.0
	6H	10.8	11.0	11.2	11.4	11.9	10.8	11.0	11.3	11.4	11.9
	8H	10.7	10.9	11.2	11.4	11.9	10.7	10.9	11.2	11.4	11.9
Variations with the observer position at spacing:											
S =	1.0H	6.5 / -14.3					6.5 / -14.3				
	1.5H	9.3 / -14.5					9.3 / -14.5				
	2.0H	11.3 / -14.6					11.3 / -14.6				