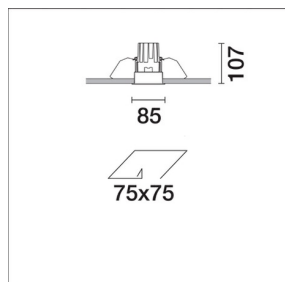
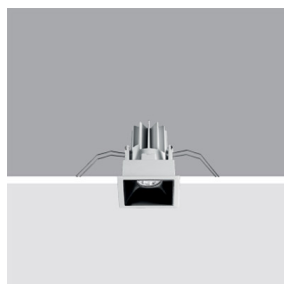


Last information update: May 2018



Fixed, Recessed luminaire - Neutral LED - Electronic control gear included - WideFlood optic Beam

Product code

N153

Technical description

Fixed optic, recessed luminaire for high efficiency, neutral white LED lamp. Passive heat dissipation system. Lamp body with die-cast aluminium radiant surface, version with perimeter surface frame. Metallised, thermoplastic, high definition optic, integrated in a rear position in the anti-glare screen. Glass cover for LED lamp. The structure of the optical system produces light emission with controlled luminance (UGR < 19). Equipped with an electronic ballast connected to the luminaire.

Installation

recessed with steel wire springs for false ceilings from 1 to 25 mm thick - preparation hole 75 x 75. Installation permitted in either a horizontal or vertical position.

Dimension (mm)

85x85x107

Colour

White (01) | Black/Black (43) | Black/White (47) | Grey/Black (74)

Weight (Kg)

0.5

Mounting

wall recessed|ceiling recessed

Wiring

on the control gear box with quick-coupling connections.

Notes

The product with its white finish (01) includes an optic ring for limiting luminance; a feature that renders a performance of UGR < 19 and determines slight variations in the opening of the optic (52°) and yield (0.74).

Complies with EN60598-1 and pertinent regulations



IP20

IP44

On the visible part of the product once installed



Product configuration: N153.01

Product characteristics

Total lighting output [Lm]: 776.5
Total power [W]: 9.1
Luminous efficacy [Lm/W]: 85.3
Life Time: 50,000h - L80 - B10 (Ta 25°C)

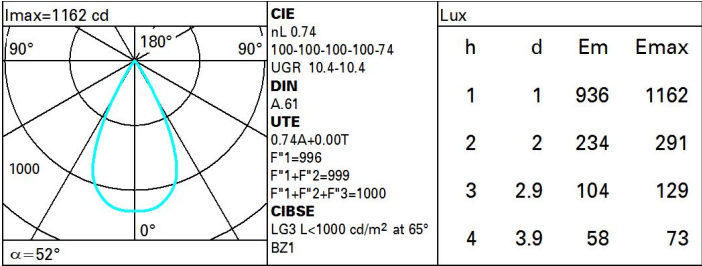
Total luminous flux at or above an angle of 90° [Lm]: 0
Emergency luminous flux [Lm]: /
Voltage [V]: 230
Number of optical assemblies: 1

Optical assembly Characteristics Type 1

Light Output Ratio (L.O.R.) [%]: 74
Lamp code: LED
ZVEI Code: LED
Nominal power [W]: 6.7
Nominal luminous [Lm]: 1050
Lamp maximum intensity [cd]: /
Beam angle [°]: 52°

Number of lamps for optical assembly: 1
Socket: /
Ballast losses [W]: 2.4
Colour temperature [K]: 4000
CRI: 80
Wavelength [Nm]: /
MacAdam Step: 3

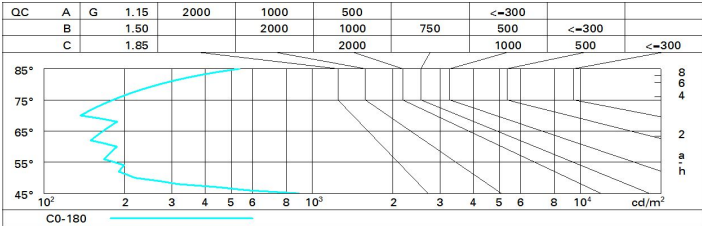
Polar



Utilisation factors

R	77	75	73	71	55	53	33	00	DRR
K0.8	67	63	61	59	63	61	60	58	78
1.0	70	67	64	63	66	64	64	61	83
1.5	73	71	69	67	70	68	68	65	88
2.0	75	74	72	71	73	71	71	69	93
2.5	77	75	74	74	74	73	73	71	96
3.0	78	77	76	75	76	75	74	72	98
4.0	79	78	77	77	77	76	75	73	99
5.0	79	79	78	78	77	77	76	74	100

Luminance curve limit



UGR diagram

Corrected UGR values (at 1050 lm bare lamp luminous flux)											
Reflect.: ceiling/cav walls work pl. Room dim x y		0.70	0.70	0.50	0.50	0.30	0.70	0.70	0.50	0.50	0.30
		0.50	0.30	0.50	0.30	0.30	0.50	0.30	0.50	0.30	0.30
		0.20	0.20	0.20	0.20	0.20	0.20	0.20	0.20	0.20	0.20
		viewed crosswise					viewed endwise				
2H	2H	11.0	11.6	11.3	11.8	12.0	11.0	11.6	11.3	11.8	12.0
	3H	10.9	11.4	11.2	11.6	11.9	10.9	11.4	11.2	11.6	11.9
	4H	10.8	11.3	11.1	11.6	11.9	10.8	11.3	11.1	11.6	11.9
	6H	10.7	11.2	11.1	11.5	11.8	10.7	11.2	11.1	11.5	11.8
	8H	10.7	11.1	11.1	11.4	11.8	10.7	11.1	11.1	11.4	11.8
	12H	10.7	11.1	11.0	11.4	11.7	10.7	11.0	11.0	11.4	11.7
4H	2H	10.8	11.3	11.1	11.6	11.9	10.8	11.3	11.1	11.6	11.9
	3H	10.7	11.1	11.0	11.4	11.7	10.7	11.1	11.0	11.4	11.7
	4H	10.6	10.9	11.0	11.3	11.7	10.6	10.9	11.0	11.3	11.7
	6H	10.5	10.8	10.9	11.2	11.6	10.5	10.8	10.9	11.2	11.6
	8H	10.4	10.7	10.9	11.1	11.6	10.4	10.7	10.9	11.1	11.6
	12H	10.4	10.7	10.9	11.1	11.5	10.4	10.6	10.8	11.1	11.5
8H	4H	10.4	10.7	10.9	11.1	11.6	10.4	10.7	10.9	11.1	11.6
	6H	10.4	10.6	10.8	11.0	11.5	10.4	10.6	10.8	11.0	11.5
	8H	10.3	10.5	10.8	11.0	11.5	10.3	10.5	10.8	11.0	11.5
	12H	10.3	10.4	10.8	10.9	11.4	10.3	10.4	10.8	10.9	11.4
12H	4H	10.4	10.6	10.8	11.1	11.5	10.4	10.7	10.9	11.1	11.5
	6H	10.3	10.5	10.8	11.0	11.5	10.3	10.5	10.8	11.0	11.5
	8H	10.3	10.4	10.8	10.9	11.4	10.3	10.4	10.8	10.9	11.4
Variations with the observer position at spacing:											
S =		1.0H	6.5 / -14.3					6.5 / -14.3			
		1.5H	9.3 / -14.5					9.3 / -14.5			
		2.0H	11.3 / -14.6					11.3 / -14.6			