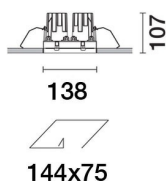
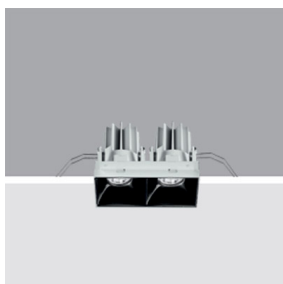


Last information update: May 2018



Fixed, two compartment Recessed luminaire - Minimal - Warm LED - Incorporated DALI dimmable power supply - WideFlood optic Beam

Product code
N149

Technical description

Fixed optic, twin compartment, recessed luminaire for a warm white 2700K LED lamp with a high color rendering index. Flush with ceiling version (frameless). Passive heat dissipation system. Lamp body with radiant surface made of die-cast aluminum. False ceiling adapter with bracket system that adapts to the thickness of the panels. Metallised, thermoplastic, high definition optics, integrated in a rear position in the anti-glare screens. Glass covers for LED lamps. The structure of the optical system produces light emission with controlled luminance (UGR < 19). Supplied with DALI dimmable power supply unit connected to the luminaire.

Installation

recessed with steel wire springs on the specific adapter (included) which allows flush-mounting with the ceiling. Adapter fixed to false ceiling (between 12.5 mm and 25 mm thick) with self-tapping screws; subsequent filling and smoothing operations; insertion of luminaire body and aesthetic finishing. Preparation slot 75 x 144. Installation permitted in either a horizontal or vertical position.

Dimension (mm)

141x72x107

Colour

White (01) | Black (04)

Weight (Kg)

0.96

Mounting

wall recessed|ceiling recessed

Wiring

Quick-fit power supply connection to terminal block. Digital electronic cabling that allows dimming to be performed with DALI protocol or a pushbutton switch (DIM SWITCH).

Notes

The product with its white finish (01) includes an optic ring for limiting luminance; a feature that renders a performance of UGR < 19 and determines slight variations in the opening of the optics (52°) and yield (0.74).

Complies with EN60598-1 and pertinent regulations



Product configuration: N149.01

Product characteristics

Total lighting output [Lm]: 1405.1
Total power [W]: 21.2
Luminous efficacy [Lm/W]: 66.3
Life Time: 50,000h - L80 - B10 (Ta 25°C)

Total luminous flux at or above an angle of 90° [Lm]: 0
Emergency luminous flux [Lm]: /
Voltage [V]: 230
Number of optical assemblies: 1

Optical assembly Characteristics Type 1

Light Output Ratio (L.O.R.) [%]: 74
Lamp code: LED
ZVEI Code: LED
Nominal power [W]: 17
Nominal luminous [Lm]: 1900
Lamp maximum intensity [cd]: /
Beam angle [°]: 52°

Number of lamps for optical assembly: 1
Socket: /
Ballast losses [W]: 4.2
Colour temperature [K]: 2700
CRI: 90
Wavelength [Nm]: /
MacAdam Step: 3

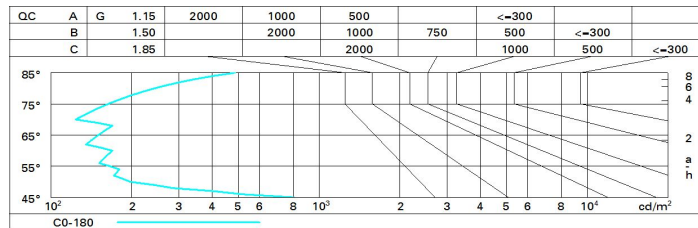
Polar

	Imax=2103 cd 90° 180° 90° 2000 0° $\alpha=52^\circ$	CIE nL 0.74 100-100-100-100-74 UGR 10.1-10.1 DIN A.61 UTE 0.74A+0.00T F*1=996 F*1+F*2=999 F*1+F*2+F*3=1000 CIBSE LG3 L<500 cd/m ² at 65° BZ1	Lux				
				h	d	Em	Emax
				2	2	423	526
				4	3.9	106	131
				6	5.9	47	58
			8	7.8	26	33	

Utilisation factors

R	77	75	73	71	55	53	33	00	DRR
K0.8	67	63	61	59	63	61	60	58	78
1.0	70	67	64	63	66	64	64	61	83
1.5	73	71	69	67	70	68	68	65	88
2.0	75	74	72	71	73	71	71	69	93
2.5	77	75	74	74	74	73	73	71	96
3.0	78	77	76	75	76	75	74	72	98
4.0	79	78	77	77	77	76	75	73	99
5.0	79	79	78	78	77	77	76	74	100

Luminance curve limit



UGR diagram

Corrected UGR values (at 1900 lm bare lamp luminous flux)											
Reflect.:											
ceiling/cav		0.70	0.70	0.50	0.50	0.30	0.70	0.70	0.50	0.50	0.30
walls		0.50	0.30	0.50	0.30	0.30	0.50	0.30	0.50	0.30	0.30
work pl.		0.20	0.20	0.20	0.20	0.20	0.20	0.20	0.20	0.20	0.20
Room dim		viewed					viewed				
x	y	crosswise					endwise				
2H	2H	10.7	11.2	10.9	11.4	11.7	10.7	11.2	10.9	11.4	11.7
	3H	10.5	11.0	10.8	11.3	11.6	10.5	11.0	10.8	11.3	11.6
	4H	10.5	10.9	10.8	11.2	11.5	10.5	10.9	10.8	11.2	11.5
	6H	10.4	10.8	10.7	11.1	11.4	10.4	10.8	10.7	11.1	11.4
	8H	10.4	10.8	10.7	11.1	11.4	10.3	10.8	10.7	11.1	11.4
	12H	10.3	10.7	10.7	11.0	11.4	10.3	10.7	10.7	11.0	11.4
4H	2H	10.5	10.9	10.8	11.2	11.5	10.5	10.9	10.8	11.2	11.5
	3H	10.3	10.7	10.7	11.0	11.4	10.3	10.7	10.7	11.0	11.4
	4H	10.2	10.6	10.6	10.9	11.3	10.2	10.6	10.6	10.9	11.3
	6H	10.1	10.4	10.6	10.8	11.3	10.1	10.4	10.6	10.8	11.3
	8H	10.1	10.4	10.5	10.8	11.2	10.1	10.4	10.5	10.8	11.2
	12H	10.1	10.3	10.5	10.7	11.2	10.0	10.3	10.5	10.7	11.2
8H	4H	10.1	10.4	10.5	10.8	11.2	10.1	10.4	10.5	10.8	11.2
	6H	10.0	10.2	10.5	10.7	11.2	10.0	10.2	10.5	10.7	11.2
	8H	10.0	10.2	10.4	10.6	11.1	10.0	10.2	10.4	10.6	11.1
	12H	9.9	10.1	10.4	10.6	11.1	9.9	10.1	10.4	10.6	11.1
12H	4H	10.0	10.3	10.5	10.7	11.2	10.1	10.3	10.5	10.7	11.2
	6H	9.9	10.1	10.4	10.6	11.1	10.0	10.2	10.5	10.6	11.1
	8H	9.9	10.1	10.4	10.6	11.1	9.9	10.1	10.4	10.6	11.1
Variations with the observer position at spacing:											
S =	1.0H	6.5 / -14.3					6.5 / -14.3				
	1.5H	9.3 / -14.5					9.3 / -14.5				
	2.0H	11.3 / -14.6					11.3 / -14.6				