


Last information update: May 2018



Fixed circular recessed luminaire - Ø125 mm - neutral white - wide flood optic - UGR<19

Product code

MV97

Technical description

Fixed round luminaire designed to use a LED lamp with C.O.B. technology. Version with rim for surface-mounting. Reflector vacuum-metallised with aluminium vapours with an anti-scratch protective layer. Die-cast aluminium body and passive dissipation system. Product complete with LED lamp in neutral white colour tone (4,000K). General light emission, with controlled luminance UGR<19 1500 cd/m² α>65° wide flood optic.

Installation

Recessed using torsion springs which allow easy installation in false ceilings with thickness ranging from 1 mm to 20 mm.

Dimension (mm)

Ø144x107

Colour

White/Aluminium (39)

Weight (Kg)

1.02

Mounting

ceiling recessed

Wiring

product complete with an electronic ballast

Complies with EN60598-1 and pertinent regulations



IP20

IP54

On the visible part of the product once installed



Product configuration: MV97

Product characteristics

Total lighting output [Lm]: 1619
Total power [W]: 14.9
Luminous efficacy [Lm/W]: 108.7
Life Time: 50,000h - L80 - B10 (Ta 25°C)

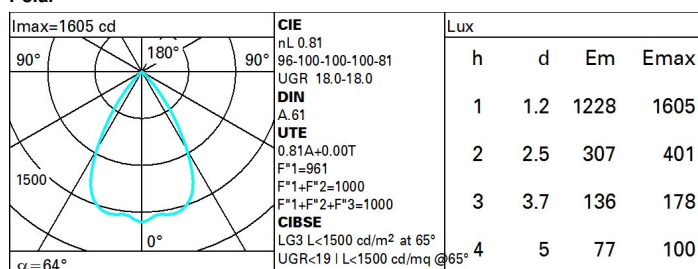
Total luminous flux at or above an angle of 90° [Lm]: 0
Emergency luminous flux [Lm]: /
Voltage [V]: -
Number of optical assemblies: 1

Optical assembly Characteristics Type 1

Light Output Ratio (L.O.R.) [%]: 81
Lamp code: LED
ZVEI Code: LED
Nominal power [W]: 13
Nominal luminous [Lm]: 2000
Lamp maximum intensity [cd]: /
Beam angle [°]: 64°

Number of lamps for optical assembly: 1
Socket: /
Ballast losses [W]: 1.9
Colour temperature [K]: 4000
CRI: 80
Wavelength [Nm]: /
MacAdam Step: 2

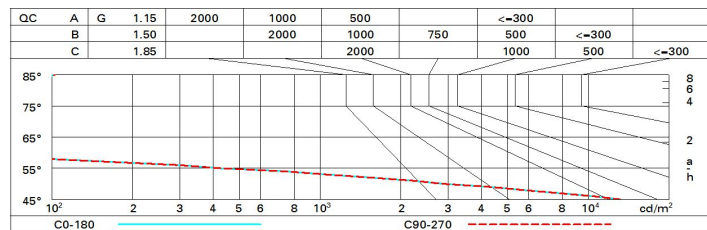
Polar



Utilisation factors

R	77	75	73	71	55	53	33	00	DRR
K0.8	72	68	65	63	67	64	64	61	76
1.0	75	72	69	67	71	68	68	65	81
1.5	79	77	74	73	76	74	73	70	87
2.0	82	80	78	77	79	77	77	74	92
2.5	84	82	81	80	81	80	79	77	95
3.0	85	84	83	82	82	81	80	78	97
4.0	86	85	84	84	83	83	82	80	98
5.0	86	86	85	85	84	84	82	80	99

Luminance curve limit



UGR diagram

Corrected UGR values (at 2000 lm bare lamp luminous flux)											
Reflect.:		viewed crosswise					viewed endwise				
ceiling	cav	0.70	0.70	0.50	0.50	0.30	0.70	0.70	0.50	0.50	0.30
walls		0.50	0.30	0.50	0.30	0.30	0.50	0.30	0.50	0.30	0.30
work pl.		0.20	0.20	0.20	0.20	0.20	0.20	0.20	0.20	0.20	0.20
Room dim											
x	y										
2H	2H	18.6	19.2	18.9	19.4	19.7	18.6	19.2	18.9	19.4	19.7
	3H	18.5	19.0	18.8	19.3	19.5	18.5	19.0	18.8	19.3	19.5
	4H	18.4	18.9	18.7	19.2	19.5	18.4	18.9	18.7	19.2	19.5
	6H	18.3	18.8	18.7	19.1	19.4	18.3	18.8	18.7	19.1	19.4
	8H	18.3	18.7	18.6	19.0	19.4	18.3	18.7	18.6	19.0	19.4
	12H	18.2	18.7	18.6	19.0	19.3	18.2	18.7	18.6	19.0	19.3
4H	2H	18.4	18.9	18.7	19.2	19.5	18.4	18.9	18.7	19.2	19.5
	3H	18.2	18.7	18.6	19.0	19.3	18.2	18.7	18.6	19.0	19.3
	4H	18.1	18.5	18.5	18.9	19.3	18.1	18.5	18.5	18.9	19.3
	6H	18.1	18.4	18.5	18.8	19.2	18.1	18.4	18.5	18.8	19.2
	8H	18.0	18.3	18.4	18.7	19.2	18.0	18.3	18.4	18.7	19.2
	12H	18.0	18.2	18.4	18.7	19.1	18.0	18.2	18.4	18.7	19.1
8H	4H	18.0	18.3	18.4	18.7	19.2	18.0	18.3	18.4	18.7	19.2
	6H	17.9	18.2	18.4	18.6	19.1	17.9	18.2	18.4	18.6	19.1
	8H	17.9	18.1	18.3	18.5	19.0	17.9	18.1	18.3	18.5	19.0
	12H	17.8	18.0	18.3	18.5	19.0	17.8	18.0	18.3	18.5	19.0
12H	4H	18.0	18.2	18.4	18.7	19.1	18.0	18.2	18.4	18.7	19.1
	6H	17.9	18.1	18.3	18.5	19.0	17.9	18.1	18.3	18.5	19.0
	8H	17.8	18.0	18.3	18.5	19.0	17.8	18.0	18.3	18.5	19.0
Variations with the observer position at spacing:											
S =		4.7 / -26.2					4.7 / -26.2				
		7.5 / -31.2					7.5 / -31.2				
		9.5 / -31.4					9.5 / -31.4				