

Last information update: May 2018



**Fixed circular recessed luminaire - Ø153 mm - warm white - wide flood optic - UGR<19**

**Product code**  
MV71

**Technical description**

Fixed round luminaire designed to use a LED lamp with C.O.B. technology. Version without rim for mounting flush with ceiling. Reflector vacuum-metallised with aluminium vapours with an anti-scratch protective layer. Die-cast aluminium body and passive dissipation system. Product complete with LED lamp in warm white colour tone (3000K). General light emission, with controlled luminance UGR<19 1500 cd/m<sup>2</sup> α>65° wide flood optic.

**Installation**

Installation flush with the ceiling is for false ceilings 12.5 mm thick

**Dimension (mm)**

Ø140x124

**Colour**

Aluminium (12)

**Weight (Kg)**

1.32

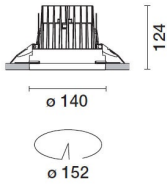
**Mounting**

ceiling recessed

**Wiring**

product complete with an electronic ballast

Complies with EN60598-1 and pertinent regulations



**Product configuration: MV71**

**Product characteristics**

Total lighting output [Lm]: 2487.9  
Total power [W]: 23.7  
Luminous efficacy [Lm/W]: 105  
Life Time: 50,000h - L80 - B10 (Ta 25°C)

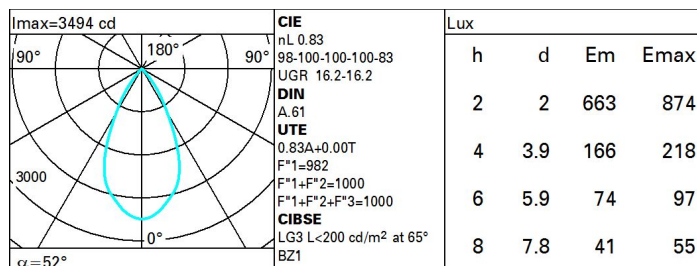
Total luminous flux at or above an angle of 90° [Lm]: 0  
Emergency luminous flux [Lm]: /  
Voltage [V]: -  
Number of optical assemblies: 1

**Optical assembly Characteristics Type 1**

Light Output Ratio (L.O.R.) [%]: 83  
Lamp code: LED  
ZVEI Code: LED  
Nominal power [W]: 21  
Nominal luminous [Lm]: 3000  
Lamp maximum intensity [cd]: /  
Beam angle [°]: 52°

Number of lamps for optical assembly: 1  
Socket: /  
Ballast losses [W]: 2.7  
Colour temperature [K]: 3000  
CRI: 80  
Wavelength [Nm]: /  
MacAdam Step: 2

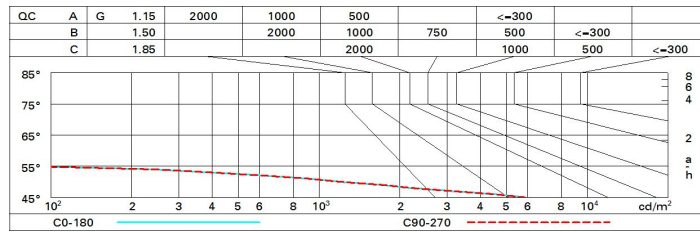
**Polar**



Utilisation factors

R	77	75	73	71	55	53	33	00	DRR
K0.8	74	70	68	65	70	67	67	64	77
1.0	78	74	72	70	73	71	71	68	82
1.5	82	79	77	75	78	76	75	73	88
2.0	84	82	81	79	81	80	79	77	92
2.5	86	84	83	82	83	82	81	79	95
3.0	87	86	85	84	85	84	83	81	97
4.0	88	87	87	86	86	85	84	82	99
5.0	89	88	87	87	87	86	85	83	100

Luminance curve limit



UGR diagram

Corrected UGR values (at 3000 lm bare lamp luminous flux)											
Reflect.:		viewed crosswise					viewed endwise				
ceiling	cav	0.70	0.70	0.50	0.50	0.30	0.70	0.70	0.50	0.50	0.30
walls		0.50	0.30	0.50	0.30	0.30	0.50	0.30	0.50	0.30	0.30
work pl.		0.20	0.20	0.20	0.20	0.20	0.20	0.20	0.20	0.20	0.20
Room dim		viewed crosswise					viewed endwise				
x	y										
2H	2H	16.8	17.4	17.1	17.6	17.9	16.8	17.4	17.1	17.6	17.9
	3H	16.7	17.2	17.0	17.5	17.8	16.7	17.2	17.0	17.5	17.8
	4H	16.6	17.1	16.9	17.4	17.7	16.6	17.1	16.9	17.4	17.7
	6H	16.5	17.0	16.9	17.3	17.6	16.5	17.0	16.9	17.3	17.6
	8H	16.5	16.9	16.8	17.2	17.6	16.5	16.9	16.8	17.2	17.6
	12H	16.4	16.9	16.8	17.2	17.6	16.4	16.9	16.8	17.2	17.6
4H	2H	16.6	17.1	16.9	17.4	17.7	16.6	17.1	16.9	17.4	17.7
	3H	16.4	16.9	16.8	17.2	17.6	16.4	16.9	16.8	17.2	17.6
	4H	16.3	16.7	16.7	17.1	17.5	16.3	16.7	16.7	17.1	17.5
	6H	16.2	16.6	16.7	17.0	17.4	16.2	16.6	16.7	17.0	17.4
	8H	16.2	16.5	16.6	16.9	17.4	16.2	16.5	16.6	16.9	17.4
	12H	16.2	16.4	16.6	16.9	17.3	16.2	16.4	16.6	16.9	17.3
8H	4H	16.2	16.5	16.6	16.9	17.4	16.2	16.5	16.6	16.9	17.4
	6H	16.1	16.4	16.6	16.8	17.3	16.1	16.4	16.6	16.8	17.3
	8H	16.1	16.3	16.5	16.7	17.2	16.1	16.3	16.5	16.7	17.2
	12H	16.0	16.2	16.5	16.7	17.2	16.0	16.2	16.5	16.7	17.2
12H	4H	16.2	16.4	16.6	16.9	17.3	16.2	16.4	16.6	16.9	17.3
	6H	16.1	16.3	16.5	16.7	17.2	16.1	16.3	16.5	16.7	17.2
	8H	16.0	16.2	16.5	16.7	17.2	16.0	16.2	16.5	16.7	17.2
Variations with the observer position at spacing:											
S =	1.0H	5.1 / -29.8					5.1 / -29.8				
	1.5H	7.9 / -30.2					7.9 / -30.2				
	2.0H	9.9 / -30.4					9.9 / -30.4				