


Last information update: May 2018



Adjustable 15 - cell Recessed frame - LED - Warm white - Incorporated DALI dimmable power supply - Beam 12°

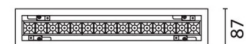
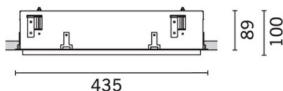
Product code
MU77

Technical description

Recessed rectangular luminaire with LEDs. Shaped steel sheet structural compartment with outer rim. The 15 lighting cells linear body, in die-cast aluminium, can be used to direct the emission with a tilting adjustability of +/- 30°. Metallised thermoplastic high definition optics, integrated in a rear position in the black anti-glare screen; the structure of the optical system prevents a pinpoint effect, allowing precise, circular light distribution and emission with controlled luminance. Supplied with DALI dimmable control gear connected to the luminaire. Warm white LED.

Installation

recessed with mechanical blocking system for false ceilings from 1 to 25 mm; can be installed on ceilings and walls (vertical + horizontal) - preparation slot 80 x 428



Dimension (mm)

435x87x89

Colour

Black/Black (43) | Black/White (47) | Grey/Black (74)

Weight (Kg)

2.06

Mounting

wall recessed|ceiling recessed


Wiring

on power box: screw connections

Notes

dimming function with pushbutton (TOUCH DIM/PUSH): for this option consult the instructions included in the package

Complies with EN60598-1 and pertinent regulations



Product configuration: MU77

Product characteristics

Total lighting output [Lm]: 2133
Total power [W]: 35
Luminous efficacy [Lm/W]: 60.9
Life Time: 50,000h - L90 - B10 (Ta 25°C)

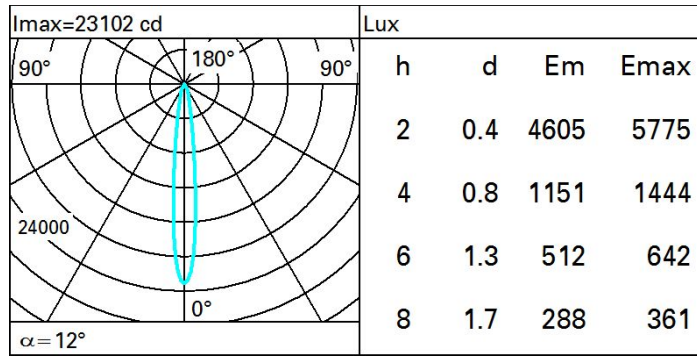
Total luminous flux at or above an angle of 90° [Lm]: 0
Emergency luminous flux [Lm]: /
Voltage [V]: -
Number of optical assemblies: 1

Optical assembly Characteristics Type 1

Light Output Ratio (L.O.R.) [%]: 79
Lamp code: LED
ZVEI Code: LED
Nominal power [W]: 31
Nominal luminous [Lm]: 2700
Lamp maximum intensity [cd]: /
Beam angle [°]: 12°

Number of lamps for optical assembly: 1
Socket: /
Ballast losses [W]: 4
Colour temperature [K]: 3000
CRI: 90
Wavelength [Nm]: /
MacAdam Step: 3

Polar



Utilisation factors

| R | 77 | 75 | 73 | 71 | 55 | 53 | 33 | 00 | DRR |
|------|----|----|----|----|----|----|----|----|-----|
| K0.8 | 71 | 68 | 65 | 63 | 67 | 65 | 64 | 62 | 78 |
| 1.0 | 75 | 71 | 69 | 67 | 71 | 68 | 68 | 66 | 83 |
| 1.5 | 78 | 76 | 74 | 72 | 75 | 73 | 72 | 70 | 89 |
| 2.0 | 81 | 79 | 77 | 76 | 78 | 76 | 76 | 73 | 93 |
| 2.5 | 82 | 81 | 80 | 79 | 80 | 79 | 78 | 76 | 96 |
| 3.0 | 83 | 82 | 81 | 81 | 81 | 80 | 79 | 77 | 98 |
| 4.0 | 84 | 83 | 83 | 82 | 82 | 82 | 80 | 79 | 99 |
| 5.0 | 84 | 84 | 84 | 83 | 83 | 82 | 81 | 79 | 100 |

Luminance curve limit

