


Last information update: April 2018



Square recess - warm white - DALI ballast - general light optic with controlled luminance UGR<19

Product code
MU30

Technical description

Recessed fixed square luminaire designed to use a LED lamp. Version with rim for surface-mounting. Reflector vacuum-metallised with aluminium vapours with an anti-scratch protective layer. Die-cast aluminium body and passive dissipation system. Product complete with LED unit in a warm white tone 3,000K and DALI driver separate from the luminaire. General light distribution, with controlled luminance (UGR<19).

Installation

Recessed using torsion springs which allow easy installation in false ceilings with thickness ranging from 1 mm to 20 mm.

Dimension (mm)

144x144x107

Colour

White/Aluminium (39)

Weight (Kg)

1

Mounting

ceiling recessed

Wiring

Product complete with DALI components

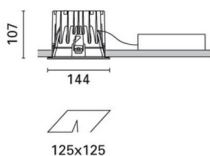
Complies with EN60598-1 and pertinent regulations



IP20

IP54

On the visible part of the product once installed



Product configuration: MU30

Product characteristics

Total lighting output [Lm]: 1759
Total power [W]: 20.5
Luminous efficacy [Lm/W]: 85.8
Life Time: 50,000h - L80 - B10 (Ta 25°C)

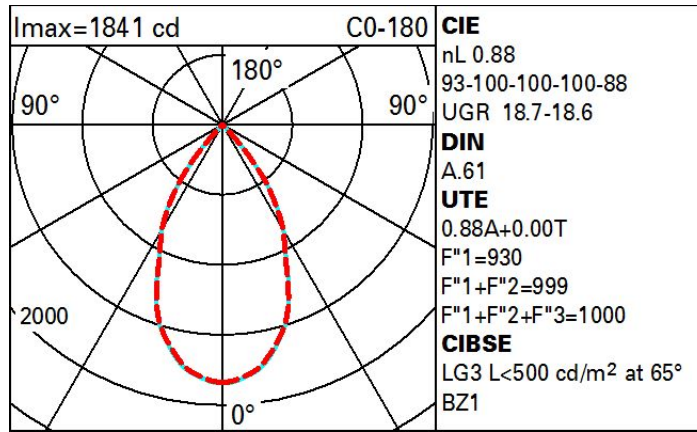
Total luminous flux at or above an angle of 90° [Lm]: 0
Emergency luminous flux [Lm]: /
Voltage [V]: -
Number of optical assemblies: 1

Optical assembly Characteristics Type 1

Light Output Ratio (L.O.R.) [%]: 88
Lamp code: LED
ZVEI Code: LED
Nominal power [W]: 17
Nominal luminous [Lm]: 2000
Lamp maximum intensity [cd]: /
Beam angle [°]: /

Number of lamps for optical assembly: 1
Socket: /
Ballast losses [W]: 3.5
Colour temperature [K]: 3000
CRI: 90
Wavelength [Nm]: /
MacAdam Step: 3

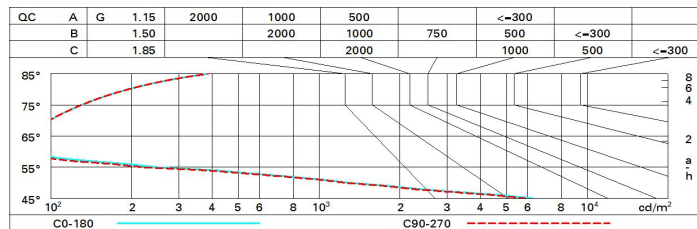
Polar



Utilisation factors

R	77	75	73	71	55	53	33	00	DRR
K0.8	77	72	69	66	71	68	68	64	73
1.0	81	76	73	71	75	73	72	69	79
1.5	86	82	80	78	81	79	78	75	86
2.0	89	86	84	83	85	83	82	80	91
2.5	90	89	87	86	87	86	85	82	94
3.0	92	90	89	88	89	88	87	84	96
4.0	93	92	91	90	90	89	88	86	98
5.0	93	93	92	91	91	90	89	87	99

Luminance curve limit



UGR diagram

Corrected UGR values (at 2000 lm bare lamp luminous flux)											
Reflect.:		0.70	0.70	0.50	0.50	0.30	0.70	0.70	0.50	0.50	0.30
ceiling/cav		0.70	0.70	0.50	0.50	0.30	0.70	0.70	0.50	0.50	0.30
walls		0.50	0.30	0.50	0.30	0.30	0.50	0.30	0.50	0.30	0.30
work pl.		0.20	0.20	0.20	0.20	0.20	0.20	0.20	0.20	0.20	0.20
Room dim		viewed crosswise					viewed endwise				
x	y										
2H	2H	19.2	19.9	19.5	20.1	20.3	19.2	19.9	19.5	20.1	20.3
	3H	19.1	19.7	19.4	19.9	20.2	19.1	19.7	19.4	19.9	20.2
	4H	19.0	19.6	19.4	19.9	20.2	19.0	19.5	19.4	19.8	20.1
	6H	19.0	19.4	19.3	19.8	20.1	18.9	19.4	19.3	19.7	20.1
	8H	18.9	19.4	19.3	19.7	20.1	18.9	19.4	19.3	19.7	20.0
	12H	18.9	19.3	19.3	19.7	20.0	18.9	19.3	19.2	19.7	20.0
4H	2H	19.0	19.6	19.4	19.9	20.2	19.0	19.5	19.4	19.8	20.1
	3H	18.9	19.3	19.3	19.7	20.0	18.9	19.3	19.2	19.7	20.0
	4H	18.8	19.2	19.2	19.5	19.9	18.8	19.2	19.2	19.5	19.9
	6H	18.7	19.0	19.1	19.4	19.9	18.7	19.0	19.1	19.4	19.8
	8H	18.7	19.0	19.1	19.4	19.8	18.6	19.0	19.1	19.4	19.8
	12H	18.6	18.9	19.1	19.3	19.8	18.6	18.9	19.0	19.3	19.8
8H	4H	18.7	19.0	19.1	19.4	19.8	18.6	19.0	19.1	19.4	19.8
	6H	18.6	18.8	19.0	19.3	19.7	18.6	18.8	19.0	19.3	19.7
	8H	18.5	18.7	19.0	19.2	19.7	18.5	18.7	19.0	19.2	19.7
	12H	18.5	18.7	19.0	19.1	19.7	18.4	18.6	18.9	19.1	19.6
12H	4H	18.6	18.9	19.1	19.3	19.8	18.6	18.9	19.1	19.3	19.8
	6H	18.5	18.7	19.0	19.2	19.7	18.5	18.7	19.0	19.2	19.7
	8H	18.5	18.7	19.0	19.1	19.7	18.4	18.6	19.0	19.1	19.6
Variations with the observer position at spacing:											
S =	1.0H	4.5 / -23.0					4.6 / -23.1				
	1.5H	6.1 / -24.6					6.2 / -24.6				
	2.0H	8.1 / -24.8					8.2 / -24.8				