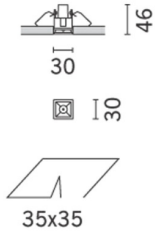


Last information update: May 2018



**Square, Frameless, Recessed luminaire - Warm white LED - Flood optic**

**Product code**  
MT92

**Technical description**

square, miniaturised, recessed luminaire for an individual LED - fixed optic - flood beam angle. Die-cast aluminium body, minimal version (frameless). Metallised, thermoplastic, high definition optic, integrated in a rear position in the black, anti-glare screen. Connecting cable supplied. Ballast not included, available with separate code. High CRI, warm white LED.

**Installation**

recessed with steel wire springs on the specific adapter (included) which allows flush-mounting with the ceiling. Adapter for fitting luminaire to false ceilings ( 12.5 mm thick) with self-tapping screws; subsequent filling and smoothing operations; insertion of luminaire body and stylish finishing. Preparation hole 35 x 35

**Dimension (mm)**  
30x30x46

**Colour**  
White (01) | Black (04) | (E6)

**Weight (Kg)**  
0.07

**Mounting**

wall recessed|ceiling recessed|ceiling surface

**Wiring**

Direct current ballasts to be ordered separately: electronic (MXF9) for max. 7 LEDs; DALI dimmable (BZM4) for max. 15 LEDs (check instruction leaflet for compatible lengths of cables to be used)

Complies with EN60598-1 and pertinent regulations



**Product configuration: MT92**

**Product characteristics**

Total lighting output [Lm]: 140.9  
Total power [W]: 2.1  
Luminous efficacy [Lm/W]: 67.1  
Life Time: 50,000h - L90 - B10 (Ta 25°C)

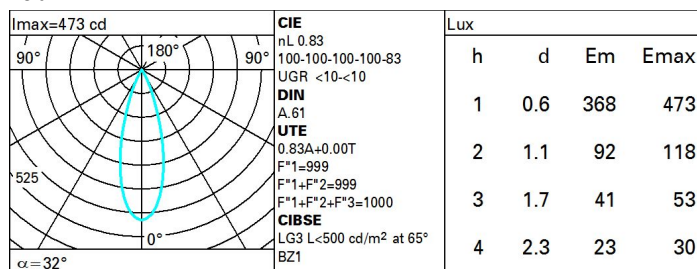
Total luminous flux at or above an angle of 90° [Lm]: 0  
Emergency luminous flux [Lm]: /  
Voltage [V]: -  
Number of optical assemblies: 1

**Optical assembly Characteristics Type 1**

Light Output Ratio (L.O.R.) [%]: 83  
Lamp code: LED  
ZVEI Code: LED  
Nominal power [W]: 2.1  
Nominal luminous [Lm]: 170  
Lamp maximum intensity [cd]: /  
Beam angle [°]: 32°

Number of lamps for optical assembly: 1  
Socket: /  
Ballast losses [W]: 0  
Colour temperature [K]: 3000  
CRI: 95  
Wavelength [Nm]: /  
MacAdam Step: 3

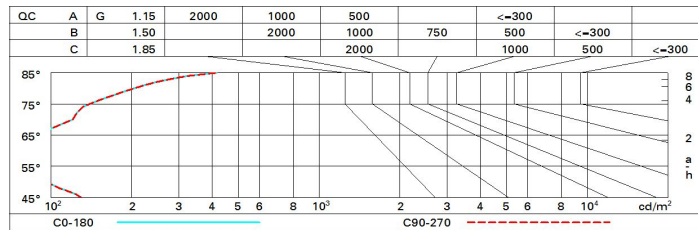
**Polar**



Utilisation factors

R	77	75	73	71	55	53	33	00	DRR
K0.8	75	71	68	66	70	68	68	65	78
1.0	78	75	72	70	74	72	71	69	83
1.5	82	79	77	76	78	77	76	73	89
2.0	84	83	81	80	81	80	79	77	93
2.5	86	85	84	83	83	82	82	79	96
3.0	87	86	85	85	85	84	83	81	98
4.0	88	87	87	86	86	86	84	82	99
5.0	89	88	88	87	87	86	85	83	100

Luminance curve limit



UGR diagram

Corrected UGR values (at 170 lm bare lamp luminous flux)											
Reflect.:		viewed crosswise					viewed endwise				
ceiling	cav	0.70	0.70	0.50	0.50	0.30	0.70	0.70	0.50	0.50	0.30
walls		0.50	0.30	0.50	0.30	0.30	0.50	0.30	0.50	0.30	0.30
work pl.		0.20	0.20	0.20	0.20	0.20	0.20	0.20	0.20	0.20	0.20
Room dim											
x	y										
2H	2H	-3.3	-2.7	-3.0	-2.5	-2.3	-3.3	-2.7	-3.0	-2.5	-2.3
	3H	-3.3	-2.9	-3.0	-2.6	-2.3	-3.4	-2.9	-3.1	-2.6	-2.4
	4H	-3.3	-2.9	-3.0	-2.6	-2.3	-3.4	-3.0	-3.1	-2.7	-2.4
	6H	-3.3	-2.9	-3.0	-2.6	-2.3	-3.5	-3.1	-3.2	-2.8	-2.5
	8H	-3.3	-2.9	-2.9	-2.6	-2.2	-3.5	-3.2	-3.2	-2.8	-2.5
	12H	-3.2	-2.8	-2.8	-2.5	-2.1	-3.6	-3.2	-3.2	-2.9	-2.5
4H	2H	-3.4	-3.0	-3.1	-2.7	-2.4	-3.3	-2.9	-3.0	-2.6	-2.3
	3H	-3.5	-3.1	-3.1	-2.8	-2.4	-3.4	-3.1	-3.1	-2.7	-2.4
	4H	-3.5	-3.2	-3.1	-2.8	-2.4	-3.5	-3.2	-3.1	-2.8	-2.4
	6H	-3.4	-3.1	-3.0	-2.7	-2.3	-3.5	-3.3	-3.1	-2.9	-2.4
	8H	-3.3	-3.0	-2.8	-2.6	-2.2	-3.6	-3.3	-3.1	-2.9	-2.5
	12H	-3.1	-2.8	-2.6	-2.4	-2.0	-3.6	-3.4	-3.1	-2.9	-2.5
8H	4H	-3.6	-3.3	-3.1	-2.9	-2.5	-3.3	-3.0	-2.8	-2.6	-2.2
	6H	-3.4	-3.2	-2.9	-2.7	-2.2	-3.2	-3.0	-2.8	-2.6	-2.1
	8H	-3.2	-3.0	-2.7	-2.5	-2.0	-3.2	-3.0	-2.7	-2.5	-2.0
	12H	-2.8	-2.7	-2.3	-2.2	-1.7	-3.1	-3.0	-2.6	-2.5	-2.0
12H	4H	-3.6	-3.4	-3.1	-2.9	-2.5	-3.1	-2.8	-2.6	-2.4	-2.0
	6H	-3.4	-3.2	-2.9	-2.7	-2.2	-2.9	-2.8	-2.5	-2.3	-1.8
	8H	-3.1	-3.0	-2.6	-2.5	-2.0	-2.8	-2.7	-2.3	-2.2	-1.7
Variations with the observer position at spacing:											
S =	1.0H	5.6 / -3.8					5.6 / -3.8				
	1.5H	8.3 / -4.0					8.3 / -4.0				
	2.0H	10.3 / -4.1					10.3 / -4.1				