


Last information update: May 2018



mini body LED neutral white - medium optic

Product code
MS43

Technical description

Recessed luminaire made of die-cast aluminium and thermoplastic material, with 1x2.2W high-performing LED with monochromatic emission in Neutral White (4200K). LED optic with plastic lenses with medium beam (M=15°). 335° rotation around vertical axis and 65° rotation around horizontal axis with continuous frictioning (only on horizontal axis). Anti-glare screen available as accessory. The technical characteristics of the luminaires comply with EN60598-1 norms and following amendments.

Installation

Recessed installation in false ceilings with thickness from 1 mm to 20 mm by means of special steel torsional springs and hinged brackets.

Dimension (mm)
Ø71x85

Colour
White (01)

Weight (Kg)
0.11

Mounting
ceiling recessed

Wiring
Electronic components for LED to be ordered separately.

Notes

For compliance with the NFC 20-455 standard use an optional filter code MW57 for each optical assembly

Complies with EN60598-1 and pertinent regulations



Product configuration: MS43

Product characteristics

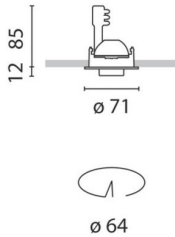
Total lighting output [Lm]: 115.4
Total power [W]: 1.8
Luminous efficacy [Lm/W]: 64.1
Life Time: > 50,000h - L80 - B10 (Ta 25°C)

Total luminous flux at or above an angle of 90° [Lm]: 0
Emergency luminous flux [Lm]: /
Voltage [V]: -
Number of optical assemblies: 1

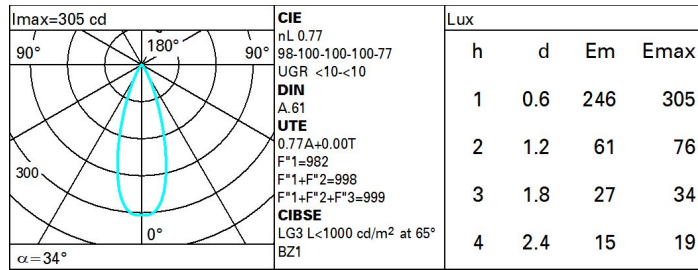
Optical assembly Characteristics Type 1

Light Output Ratio (L.O.R.) [%]: 77
Lamp code: LED
ZVEI Code: LED
Nominal power [W]: 1.8
Nominal luminous [Lm]: 150
Lamp maximum intensity [cd]: /
Beam angle [°]: 34°

Number of lamps for optical assembly: 1
Socket: /
Ballast losses [W]: 0
Colour temperature [K]: 4000
CRI: 80
Wavelength [Nm]: /
MacAdam Step: 3



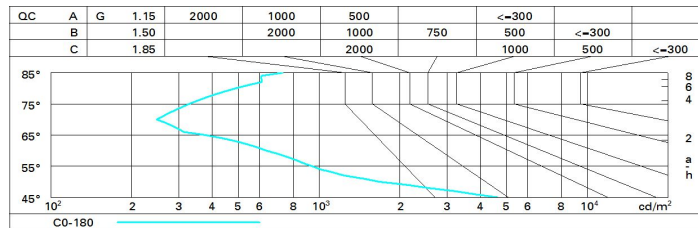
Polar



Utilisation factors

R	77	75	73	71	55	53	33	00	DRR
K0.8	69	65	63	61	65	62	62	59	77
1.0	72	69	66	65	68	66	65	63	82
1.5	76	73	71	70	72	71	70	68	88
2.0	78	76	75	74	75	74	73	71	92
2.5	80	78	77	76	77	76	75	73	95
3.0	81	80	79	78	78	78	77	75	97
4.0	82	81	80	80	80	79	78	76	99
5.0	82	82	81	81	80	80	79	77	100

Luminance curve limit



UGR diagram

Photometric curve code: MS440000.Z34											
Corrected UGR values (at 150 lm bare lamp luminous flux)											
Reflect.:											
ceiling/cav		0.70	0.70	0.50	0.50	0.30	0.70	0.70	0.50	0.50	0.30
walls		0.50	0.30	0.50	0.30	0.30	0.50	0.30	0.50	0.30	0.30
work pl.		0.20	0.20	0.20	0.20	0.20	0.20	0.20	0.20	0.20	0.20
Room dim		viewed					viewed				
x	y	crosswise					endwise				
2H	2H	10.0	10.6	10.3	10.8	11.0	10.0	10.6	10.3	10.8	11.0
	3H	9.9	10.4	10.2	10.7	10.9	9.9	10.4	10.2	10.7	10.9
	4H	9.8	10.3	10.1	10.6	10.9	9.8	10.3	10.1	10.6	10.9
	6H	9.7	10.2	10.1	10.5	10.8	9.7	10.2	10.1	10.5	10.8
	8H	9.7	10.1	10.1	10.5	10.8	9.7	10.1	10.0	10.4	10.8
	12H	9.7	10.1	10.1	10.4	10.8	9.6	10.1	10.0	10.4	10.7
4H	2H	9.8	10.3	10.1	10.6	10.9	9.8	10.3	10.1	10.6	10.9
	3H	9.7	10.1	10.0	10.4	10.8	9.7	10.1	10.0	10.4	10.8
	4H	9.6	9.9	10.0	10.3	10.7	9.6	9.9	10.0	10.3	10.7
	6H	9.5	9.8	9.9	10.2	10.7	9.5	9.8	9.9	10.2	10.6
	8H	9.5	9.8	9.9	10.2	10.6	9.5	9.7	9.9	10.2	10.6
	12H	9.5	9.7	9.9	10.2	10.6	9.4	9.7	9.9	10.1	10.6
8H	4H	9.5	9.7	9.9	10.2	10.6	9.5	9.8	9.9	10.2	10.6
	6H	9.4	9.6	9.9	10.1	10.6	9.4	9.7	9.9	10.1	10.6
	8H	9.4	9.6	9.9	10.1	10.6	9.4	9.6	9.9	10.1	10.6
	12H	9.4	9.6	9.9	10.0	10.6	9.4	9.5	9.9	10.0	10.5
12H	4H	9.4	9.7	9.9	10.1	10.6	9.5	9.7	9.9	10.2	10.6
	6H	9.4	9.6	9.8	10.0	10.5	9.4	9.6	9.9	10.1	10.6
	8H	9.4	9.5	9.9	10.0	10.5	9.4	9.6	9.9	10.0	10.6
Variations with the observer position at spacing:											
S =	1.0H	5.0 / -8.6					5.0 / -8.6				
	1.5H	7.7 / -9.5					7.7 / -9.5				
	2.0H	9.7 / -10.1					9.7 / -10.1				