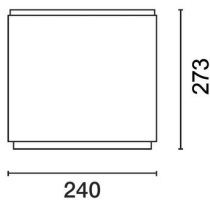


Last information update: May 2018

**Ceiling-mounted luminaire - warm LED - Controlled luminance UGR < 19 - DALI dimmable control gear****Product code**  
MR76**Technical description**

LED lamp, ceiling-mounted luminaire; integrated DALI dimmable control gear. Die-cast aluminium plate for surface mounting with diffuser element; technical, shaped aluminium sheet brackets for components and optics; comfort reflector vacuum-metallised with aluminium vapours and finished with a protective anti-scratch layer - controlled luminance optic; safety glass cover over LED lamp; lathe-shaped aluminium cylindrical body; lower ring in high resistance polycarbonate.

**Installation**

Plate fixed to ceiling using screws and screw anchors (not included); bayonet assembly systems ensuring simple installation and maintenance; snap-on spring fastening for reflector. Wall or pendant application option available thanks to special accessory kits with a separate code.

**Dimension (mm)**  
Ø240x273**Colour**  
White (01) | Grey (15)**Weight (Kg)**  
3.1**Mounting**

wall surface|ceiling surface|ceiling pendant

**Wiring**

Control gear integrated in luminaire; mains and optic unit connections made with quick coupling terminal blocks. Touch-dim push-button dimming option (see instruction sheet)

**Notes**

Kit for wall-mounting: code no. 9443 - kit for steel cable pendant system L 1500: code no. 9441

Complies with EN60598-1 and pertinent regulations



IP23

**Product configuration: MR76****Product characteristics**

Total lighting output [Lm]: 1679.2  
Total power [W]: 15.5  
Luminous efficacy [Lm/W]: 108.3  
Life Time: 50,000h - L80 - B10 (Ta 25°C)

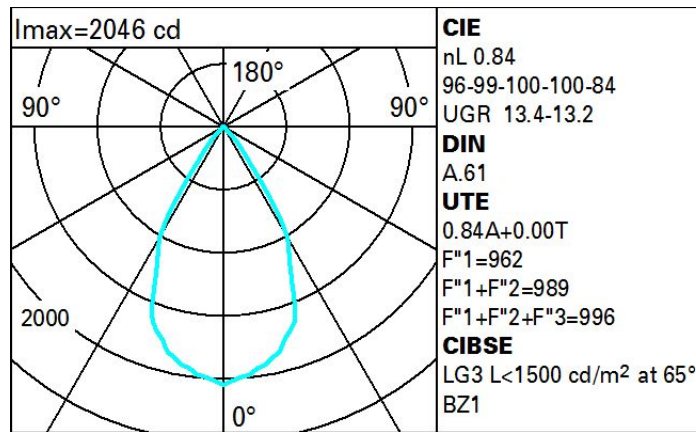
Total luminous flux at or above an angle of 90° [Lm]: 0  
Emergency luminous flux [Lm]: /  
Voltage [V]: -  
Number of optical assemblies: 1

**Optical assembly Characteristics Type 1**

Light Output Ratio (L.O.R.) [%]: 84  
Lamp code: LED  
ZVEI Code: LED  
Nominal power [W]: 13  
Nominal luminous [Lm]: 2000  
Lamp maximum intensity [cd]: /  
Beam angle [°]: /

Number of lamps for optical assembly: 1  
Socket: /  
Ballast losses [W]: 2.5  
Colour temperature [K]: 3000  
CRI: 80  
Wavelength [Nm]: /  
MacAdam Step: 3

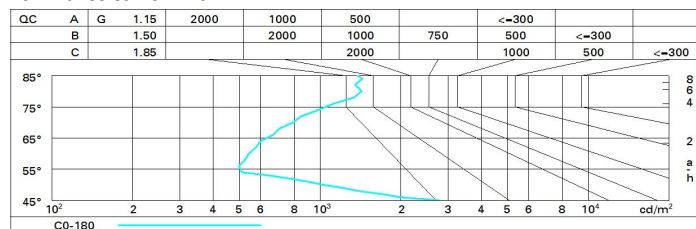
# Polar



## Utilisation factors

R	77	75	73	71	55	53	33	00	DRR
K0.8	74	70	67	65	69	67	66	63	76
1.0	78	74	71	69	73	71	70	67	80
1.5	82	79	77	75	78	76	75	73	87
2.0	85	83	81	80	82	80	79	77	91
2.5	87	85	84	82	84	82	82	79	94
3.0	88	86	85	85	85	84	83	81	96
4.0	89	88	87	86	86	86	85	82	98
5.0	89	89	88	88	87	87	85	83	99

## Luminance curve limit



# UGR diagram

Photometric curve code: MQ210000.NEW Corrected UGR values (at 2000 lm bare lamp luminous flux)												
Reflect.: ceiling/cav walls work pl. Room dim x      y		0.70	0.70	0.50	0.50	0.30	0.70	0.70	0.50	0.50	0.30	
		0.50	0.30	0.50	0.30	0.30	0.50	0.30	0.50	0.30	0.30	
		0.20	0.20	0.20	0.20	0.20	0.20	0.20	0.20	0.20	0.20	
		viewed crosswise					viewed endwise					
2H	2H	13.4	14.1	13.7	14.3	14.6	13.4	14.1	13.7	14.3	14.6	
	3H	13.4	14.0	13.7	14.2	14.5	13.3	13.9	13.6	14.2	14.5	
	4H	13.4	13.9	13.7	14.2	14.5	13.3	13.8	13.6	14.1	14.4	
	6H	13.4	13.9	13.8	14.2	14.6	13.2	13.7	13.5	14.0	14.3	
	8H	13.5	13.9	13.8	14.3	14.6	13.1	13.6	13.5	14.0	14.3	
	12H	13.5	13.9	13.8	14.3	14.6	13.1	13.6	13.5	13.9	14.3	
4H	2H	13.3	13.8	13.6	14.1	14.4	13.4	13.9	13.7	14.2	14.5	
	3H	13.2	13.7	13.6	14.0	14.4	13.3	13.7	13.6	14.1	14.4	
	4H	13.2	13.6	13.6	14.0	14.4	13.2	13.6	13.6	14.0	14.4	
	6H	13.4	13.7	13.8	14.1	14.6	13.2	13.6	13.6	14.0	14.4	
	8H	13.4	13.8	13.9	14.2	14.6	13.2	13.5	13.6	13.9	14.4	
	12H	13.5	13.8	14.0	14.2	14.7	13.2	13.5	13.6	13.9	14.3	
8H	4H	13.2	13.5	13.6	13.9	14.4	13.4	13.8	13.9	14.2	14.6	
	6H	13.4	13.7	13.9	14.1	14.6	13.5	13.8	14.0	14.2	14.7	
	8H	13.5	13.8	14.0	14.2	14.7	13.5	13.8	14.0	14.2	14.7	
	12H	13.7	13.9	14.2	14.3	14.9	13.6	13.8	14.1	14.3	14.8	
12H	4H	13.2	13.5	13.6	13.9	14.3	13.5	13.8	14.0	14.2	14.7	
	6H	13.4	13.7	13.9	14.1	14.6	13.6	13.8	14.1	14.3	14.8	
	8H	13.6	13.8	14.1	14.3	14.8	13.7	13.9	14.2	14.3	14.9	
Variations with the observer position at spacing:												
S =		1.0H	4.8 / -4.4				4.8 / -4.4					
		1.5H	7.5 / -4.6				7.5 / -4.6					
		2.0H	9.4 / -4.5				9.4 / -4.5					