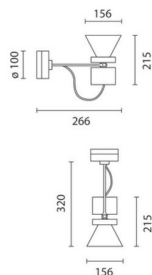


Le Perroquet

Design Renzo Piano

iGuzzini

Last information update: June 2018



Medium body spotlight - Neutral white - electronic ballast and dimmer - flood optic

Product code

MR02

Technical description

Spotlight made of die-cast aluminium and thermoplastic material. The luminaire can be rotated by 340° about the vertical axis and tilted by +/- 100° in relation to the horizontal plane. Hi-precision beam aiming is guaranteed by screw-operated mechanical locks, graduated scales and friction controls. The spotlight is equipped with a die-cast aluminium ballast unit for wall or ceiling mounting. Luminaire for high output LED lamp with monochrome emission in a neutral white colour tone (4000K) . Dimmable electronic ballast. Equipped with an accessory holding ring designed to contain a flat accessory. Another external component can also be applied, selected from directional flaps and an asymmetric screen. All external accessories rotate 360° about the spotlight longitudinal axis.

Installation

Wall or ceiling-mounted.

Dimension (mm)

Ø156x215

Colour

White (01) | Grey (15)

Weight (Kg)

0.9


Mounting

wall arm|wall surface|ceiling surface

Wiring

The dimmable electronic components are housed in the luminaire.

Complies with EN60598-1 and pertinent regulations



Product configuration: MR02

Product characteristics

Total lighting output [Lm]: 2514
Total power [W]: 23.9
Luminous efficacy [Lm/W]: 105.2
Life Time: 50,000h - L80 - B10 (Ta 25°C)

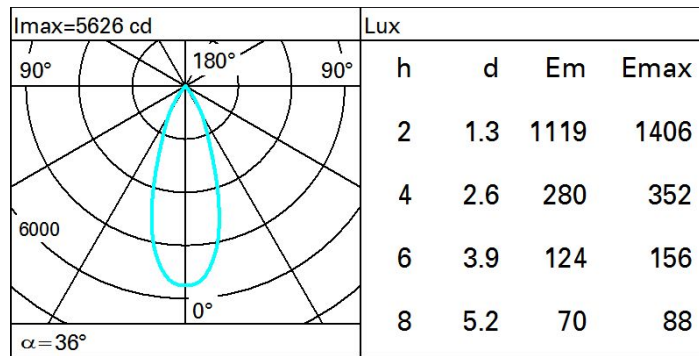
Total luminous flux at or above an angle of 90° [Lm]: 0
Emergency luminous flux [Lm]: /
Voltage [V]: -
Number of optical assemblies: 1

Optical assembly Characteristics Type 1

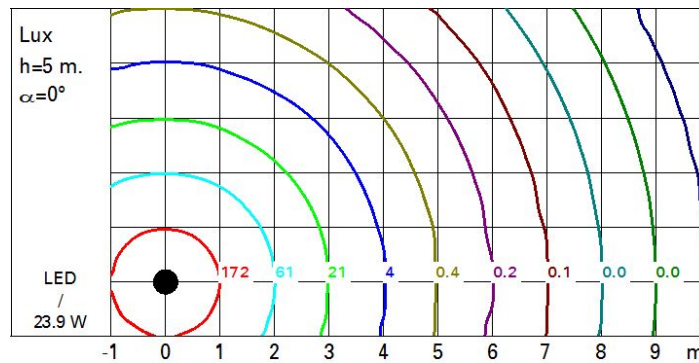
Light Output Ratio (L.O.R.) [%]: 74
Lamp code: LED
ZVEI Code: LED
Nominal power [W]: 20
Nominal luminous [Lm]: 3400
Lamp maximum intensity [cd]: /
Beam angle [°]: 36°

Number of lamps for optical assembly: 1
Socket: /
Ballast losses [W]: 3.9
Colour temperature [K]: 4000
CRI: 80
Wavelength [Nm]: /
MacAdam Step: 2

Polar



Isolux



UGR diagram

Corrected UGR values (at 3400 lm bare lamp luminous flux)											
Reflect.: ceiling/cav walls work pl. Room dim x y		0.70	0.70	0.50	0.50	0.30	0.70	0.70	0.50	0.50	0.30
		0.50	0.30	0.50	0.30	0.30	0.50	0.30	0.50	0.30	0.30
		0.20	0.20	0.20	0.20	0.20	0.20	0.20	0.20	0.20	0.20
		viewed crosswise					viewed endwise				
2H	2H	15.4	16.0	15.6	16.2	16.4	15.4	16.0	15.6	16.2	16.4
	3H	15.2	15.8	15.5	16.1	16.3	15.2	15.8	15.5	16.0	16.3
	4H	15.2	15.7	15.5	16.0	16.3	15.2	15.7	15.5	16.0	16.3
	6H	15.1	15.6	15.4	15.9	16.2	15.1	15.6	15.4	15.9	16.2
	8H	15.1	15.5	15.4	15.8	16.2	15.0	15.5	15.4	15.8	16.2
	12H	15.0	15.4	15.4	15.8	16.1	15.0	15.4	15.4	15.8	16.1
4H	2H	15.2	15.7	15.5	16.0	16.3	15.2	15.7	15.5	16.0	16.3
	3H	15.0	15.5	15.4	15.8	16.1	15.0	15.5	15.4	15.8	16.1
	4H	14.9	15.3	15.3	15.7	16.1	14.9	15.3	15.3	15.7	16.1
	6H	14.8	15.2	15.3	15.6	16.0	14.8	15.2	15.3	15.6	16.0
	8H	14.8	15.1	15.2	15.5	16.0	14.8	15.1	15.2	15.5	16.0
	12H	14.8	15.0	15.2	15.5	15.9	14.8	15.0	15.2	15.5	15.9
8H	4H	14.8	15.1	15.2	15.5	16.0	14.8	15.1	15.2	15.5	16.0
	6H	14.7	15.0	15.2	15.4	15.9	14.7	15.0	15.2	15.4	15.9
	8H	14.7	14.9	15.1	15.3	15.8	14.7	14.9	15.1	15.3	15.8
	12H	14.6	14.8	15.1	15.3	15.8	14.6	14.8	15.1	15.3	15.8
12H	4H	14.8	15.0	15.2	15.5	15.9	14.8	15.0	15.2	15.5	15.9
	6H	14.7	14.9	15.1	15.3	15.8	14.7	14.9	15.1	15.3	15.8
	8H	14.6	14.8	15.1	15.3	15.8	14.6	14.8	15.1	15.3	15.8
Variations with the observer position at spacing:											
S =		5.8 / -12.8					5.8 / -12.8				
		8.6 / -14.2					8.6 / -14.2				
		10.6 / -15.7					10.6 / -15.7				