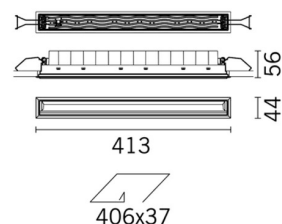



Last information update: May 2018

**Recessed frame - LED - Neutral white - Incorporated DALI dimmable power supply - Wall washer optic****Product code**

MQ73

Technical description

Miniaturized recessed rectangular luminaire with LEDs. Main body with die-cast aluminium radiant surface, version with perimeter surface frame. Asymmetrical optic system designed to achieve an effective wall washer distribution. Flux enhancer - superpure aluminium reflector - screen in PMMA with ribbed texture; a special film in acrylic material, combined with the screen, allow for a uniform and effective light emission on the wall. Black polycarbonate internal perimeter frame. Supplied with DALI dimmable control gear connected to the luminaire. Neutral white LED.

Installation

recessed with steel springs for false ceilings from 1 to 25 mm; can be installed on ceilings and walls (vertical + horizontal) - preparation slot 37 x 406. To light the wall correctly check the installation distances and centre-to-centre distances on the instructions sheet.

Dimension (mm)

413x44x54

Colour

Black/Black (43) | Black/White (47) | Grey/Black (74)

Weight (Kg)

0.87

Mounting

wall recessed|ceiling recessed

Wiring

on power box: screw connections

Notes

dimming function with pushbutton (TOUCH DIM/PUSH): for this option consult the instructions included in the package. Accessory anti-glare screen available code MPX9.

Complies with EN60598-1 and pertinent regulations



IP20



IP43

On the visible part of the product once installed

**Product configuration: MQ73****Product characteristics**

Total lighting output [Lm]: 1076.1
Total power [W]: 35
Luminous efficacy [Lm/W]: 30.7
Life Time: 50,000h - L90 - B10 (Ta 25°C)

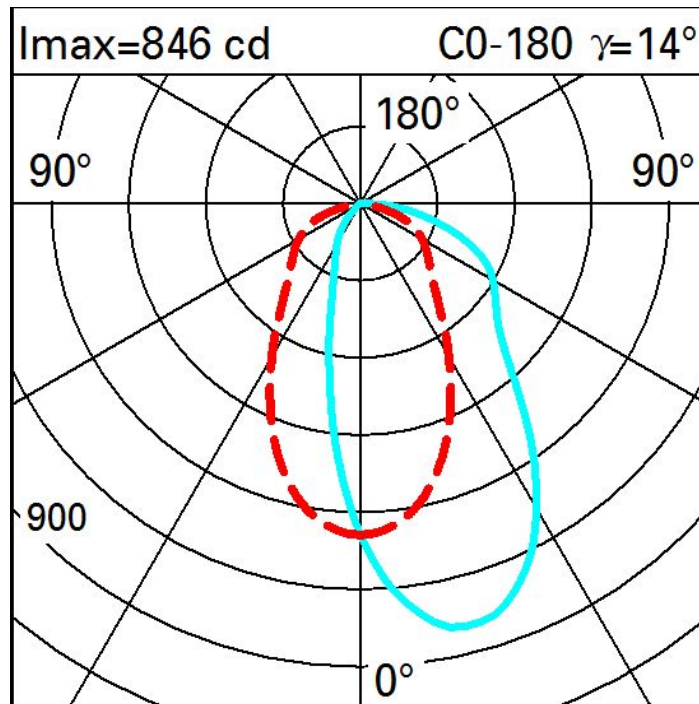
Total luminous flux at or above an angle of 90° [Lm]: 0
Emergency luminous flux [Lm]: /
Voltage [V]: -
Number of optical assemblies: 1

Optical assembly Characteristics Type 1

Light Output Ratio (L.O.R.) [%]: 39
Lamp code: LED
ZVEI Code: LED
Nominal power [W]: 31
Nominal luminous [Lm]: 2760
Lamp maximum intensity [cd]: /
Beam angle [°]: /

Number of lamps for optical assembly: 1
Socket: /
Ballast losses [W]: 4
Colour temperature [K]: 4000
CRI: 95
Wavelength [nm]: /
MacAdam Step: 3

Polar



Illuminances

Lux												Wall distance = 1m	
3													
	3	6	16	42	116	198	116	42	16	6	3		
2	6	11	22	48	102	142	102	48	22	11	6		
	6	11	21	44	83	107	83	44	21	11	6		
1	6	10	18	35	58	70	58	35	18	10	6		
	5	9	16	26	38	44	38	26	16	9	5		
0													
	m	-2	-1	0	1	2	3						