

Laser Blade

Design iGuzzini

iGuzzini

Last information update: May 2018



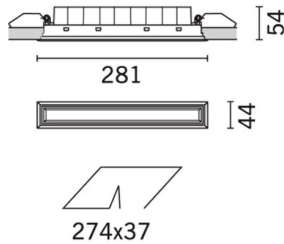
Recessed frame - LED - Neutral white - Incorporated DALI dimmable power supply - Diffused lighting

Product code

MQ61

Technical description

Miniaturized recessed rectangular luminaire with LEDs. Main body with die-cast aluminium radiant surface, version with perimeter surface frame. Optical system designed for diffused lighting distribution. Flux enhancer - superpure aluminium reflector - microprism screen in transparent PMMA with optimised geometry texture; a special film in acrylic material, combined with the screen, allow for a comfortable level of lighting diffusion. Black polycarbonate internal perimeter frame. Supplied with DALI dimmable control gear connected to the luminaire. Neutral white LED.



Installation

recessed with steel springs for false ceilings from 1 to 25 mm; can be installed on ceilings and walls (vertical + horizontal) - preparation slot 37 x 274

Dimension (mm)

281x44x54

Colour

Black/Black (43) | Black/White (47) | Grey/Black (74)

Weight (Kg)

0.65

Mounting

wall recessed|ceiling recessed

Wiring

on power box: screw connections

Notes

dimming function with pushbutton (TOUCH DIM/PUSH): for this option consult the instructions included in the package

Complies with EN60598-1 and pertinent regulations



Product configuration: MQ61

Product characteristics

Total lighting output [Lm]: 1049.2
Total power [W]: 24.5
Luminous efficacy [Lm/W]: 42.8
Life Time: 50,000h - L90 - B10 (Ta 25°C)

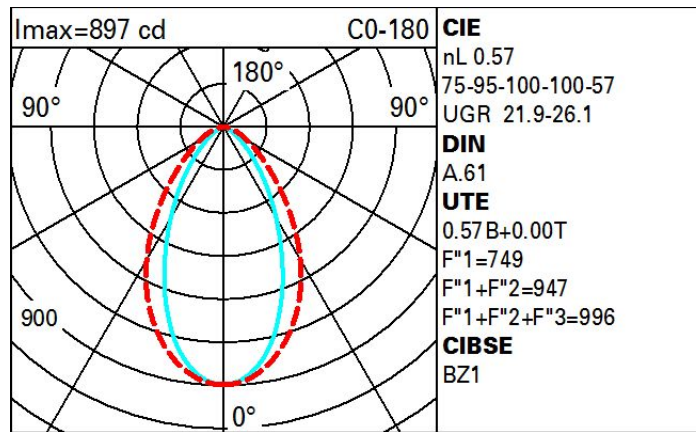
Total luminous flux at or above an angle of 90° [Lm]: 0
Emergency luminous flux [Lm]: /
Voltage [V]: -
Number of optical assemblies: 1

Optical assembly Characteristics Type 1

Light Output Ratio (L.O.R.) [%]: 57
Lamp code: LED
ZVEI Code: LED
Nominal power [W]: 21
Nominal luminous [Lm]: 1840
Lamp maximum intensity [cd]: /
Beam angle [°]: /

Number of lamps for optical assembly: 1
Socket: /
Ballast losses [W]: 3.5
Colour temperature [K]: 4000
CRI: 95
Wavelength [Nm]: /
MacAdam Step: 3

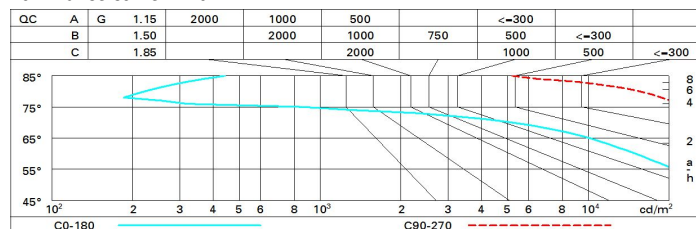
Polar



Utilisation factors

R	77	75	73	71	55	53	33	00	DRR
K0.8	45	41	38	35	40	37	37	34	60
1.0	48	44	41	39	43	41	41	38	66
1.5	53	50	47	45	49	47	46	44	76
2.0	55	53	51	49	52	50	50	47	83
2.5	57	55	53	52	54	52	52	50	87
3.0	58	56	55	54	55	54	53	51	90
4.0	59	58	57	56	57	56	55	53	93
5.0	59	58	58	57	57	57	56	54	94

Luminance curve limit



UGR diagram

Corrected UGR values (at 1840 lm bare lamp luminous flux)												
Reflect.: ceiling/cav walls work pl. Room dim x y		0.70	0.70	0.50	0.50	0.30	0.70	0.70	0.50	0.50	0.30	0.30
		0.50	0.30	0.50	0.30	0.30	0.50	0.30	0.50	0.30	0.30	0.30
		0.20	0.20	0.20	0.20	0.20	0.20	0.20	0.20	0.20	0.20	0.20
		viewed crosswise					viewed endwise					
2H	2H	21.7	22.5	22.0	22.7	23.0	25.2	26.0	25.5	26.3	26.5	26.5
	3H	21.7	22.5	22.0	22.7	23.0	25.2	26.0	25.6	26.3	26.6	26.6
	4H	21.6	22.3	22.0	22.6	22.9	25.2	25.9	25.5	26.2	26.5	26.5
	6H	21.5	22.2	21.9	22.5	22.8	25.1	25.8	25.5	26.1	26.4	26.4
	8H	21.5	22.1	21.9	22.5	22.8	25.1	25.7	25.5	26.0	26.4	26.4
	12H	21.5	22.1	21.9	22.4	22.8	25.1	25.6	25.4	26.0	26.3	26.3
4H	2H	22.1	22.8	22.4	23.1	23.4	26.0	26.8	26.4	27.0	27.4	27.4
	3H	22.1	22.7	22.5	23.1	23.4	26.2	26.8	26.6	27.1	27.5	27.5
	4H	22.1	22.6	22.5	23.0	23.4	26.2	26.7	26.6	27.1	27.5	27.5
	6H	22.0	22.4	22.4	22.8	23.3	26.1	26.6	26.6	27.0	27.4	27.4
	8H	21.9	22.4	22.4	22.8	23.2	26.1	26.5	26.5	26.9	27.4	27.4
	12H	21.9	22.3	22.4	22.7	23.2	26.0	26.4	26.5	26.8	27.3	27.3
8H	4H	22.1	22.5	22.5	22.9	23.3	26.3	26.7	26.8	27.2	27.6	27.6
	6H	22.0	22.3	22.5	22.8	23.3	26.3	26.6	26.7	27.1	27.5	27.5
	8H	21.9	22.2	22.4	22.7	23.2	26.2	26.5	26.7	27.0	27.5	27.5
	12H	21.9	22.1	22.4	22.6	23.1	26.2	26.4	26.7	26.9	27.4	27.4
12H	4H	22.0	22.4	22.5	22.8	23.3	26.3	26.7	26.8	27.1	27.6	27.6
	6H	21.9	22.2	22.4	22.7	23.2	26.2	26.5	26.7	27.0	27.5	27.5
	8H	21.9	22.2	22.4	22.6	23.2	26.2	26.5	26.7	26.9	27.5	27.5
Variations with the observer position at spacing:												
S =		1.0H	1.4 / -2.0		0.4 / -0.7							
		1.5H	2.2 / -4.2		1.5 / -1.6							
		2.0H	3.5 / -6.6		2.8 / -2.3							