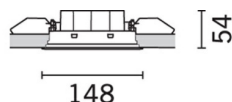


Last information update: May 2018



**Recessed frame - LED - Warm white - integrated Electronic control gear - Diffused lighting**

**Product code**  
MQ57

**Technical description**

Miniaturized recessed rectangular luminaire with LEDs. Main body with die-cast aluminium radiant surface, version with perimeter surface frame. Optical system designed for diffused lighting distribution. Flux enhancer - superpure aluminium reflector - microprism screen in transparent PMMA with optimised geometry texture; a special film in acrylic material, combined with the screen, allow for a comfortable level of lighting diffusion. Black polycarbonate internal perimeter frame. Supplied with electronic control gear connected to the luminaire. Warm white LED.

**Installation**

recessed with steel springs for false ceilings from 1 to 25 mm; can be installed on ceilings and walls (vertical + horizontal) - preparation slot 37 x 141

**Dimension (mm)**

148x44x54

**Colour**

Black/Black (43) | Black/White (47) | Grey/Black (74)

**Weight (Kg)**

0.35

**Mounting**

wall recessed|ceiling recessed

**Wiring**

on power box: screw connections

Complies with EN60598-1 and pertinent regulations



**Product configuration: MQ57**

**Product characteristics**

Total lighting output [Lm]: 524.6  
Total power [W]: 12  
Luminous efficacy [Lm/W]: 43.7  
Life Time: 50,000h - L90 - B10 (Ta 25°C)

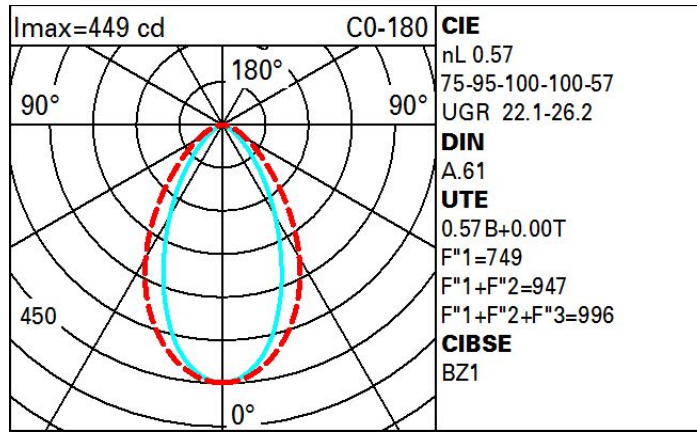
Total luminous flux at or above an angle of 90° [Lm]: 0  
Emergency luminous flux [Lm]: /  
Voltage [V]: -  
Number of optical assemblies: 1

**Optical assembly Characteristics Type 1**

Light Output Ratio (L.O.R.) [%]: 57  
Lamp code: LED  
ZVEI Code: LED  
Nominal power [W]: 10  
Nominal luminous [Lm]: 920  
Lamp maximum intensity [cd]: /  
Beam angle [°]: /

Number of lamps for optical assembly: 1  
Socket: /  
Ballast losses [W]: 2  
Colour temperature [K]: 3000  
CRI: 90  
Wavelength [Nm]: /  
MacAdam Step: 3

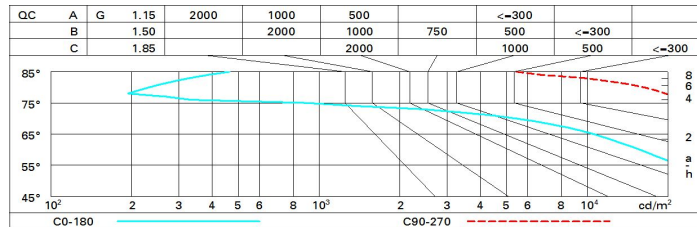
**Polar**



**Utilisation factors**

R	77	75	73	71	55	53	33	00	DRR
K0.8	45	41	38	35	40	37	37	34	60
1.0	48	44	41	39	43	41	41	38	66
1.5	53	50	47	45	49	47	46	44	76
2.0	55	53	51	49	52	50	50	47	83
2.5	57	55	53	52	54	52	52	50	87
3.0	58	56	55	54	55	54	53	51	90
4.0	59	58	57	56	57	56	55	53	93
5.0	59	58	58	57	57	57	56	54	94

**Luminance curve limit**



**UGR diagram**

Corrected UGR values (at 920 lm bare lamp luminous flux)											
Reflect.:		0.70	0.70	0.50	0.50	0.30	0.70	0.70	0.50	0.50	0.30
ceiling/cav		0.50	0.30	0.50	0.30	0.30	0.50	0.30	0.50	0.30	0.30
walls		0.20	0.20	0.20	0.20	0.20	0.20	0.20	0.20	0.20	0.20
work pl.		viewed crosswise					viewed endwise				
Room dim											
x	y										
2H	2H	21.8	22.7	22.1	22.9	23.2	25.3	26.2	25.6	26.4	26.7
	3H	21.9	22.6	22.2	22.9	23.2	25.4	26.1	25.7	26.4	26.7
	4H	21.8	22.5	22.1	22.8	23.1	25.4	26.1	25.7	26.4	26.7
	6H	21.7	22.3	22.1	22.7	23.0	25.3	25.9	25.6	26.2	26.6
	8H	21.7	22.3	22.0	22.6	23.0	25.2	25.9	25.6	26.2	26.5
	12H	21.6	22.2	22.0	22.6	22.9	25.2	25.8	25.6	26.1	26.5
4H	2H	22.2	22.9	22.6	23.2	23.5	26.2	26.9	26.5	27.2	27.5
	3H	22.3	22.9	22.7	23.2	23.6	26.4	27.0	26.7	27.3	27.7
	4H	22.2	22.7	22.6	23.1	23.5	26.3	26.9	26.8	27.2	27.6
	6H	22.1	22.6	22.6	23.0	23.4	26.3	26.7	26.7	27.1	27.6
	8H	22.1	22.5	22.5	22.9	23.4	26.2	26.7	26.7	27.1	27.5
	12H	22.1	22.4	22.5	22.9	23.3	26.2	26.6	26.7	27.0	27.5
8H	4H	22.2	22.6	22.7	23.1	23.5	26.5	26.9	26.9	27.3	27.8
	6H	22.1	22.5	22.6	22.9	23.4	26.4	26.8	26.9	27.2	27.7
	8H	22.1	22.4	22.6	22.9	23.4	26.4	26.7	26.9	27.1	27.6
	12H	22.0	22.3	22.5	22.8	23.3	26.3	26.6	26.8	27.1	27.6
12H	4H	22.2	22.6	22.6	23.0	23.5	26.5	26.8	26.9	27.3	27.7
	6H	22.1	22.4	22.6	22.9	23.4	26.4	26.7	26.9	27.2	27.7
	8H	22.1	22.3	22.6	22.8	23.3	26.4	26.6	26.9	27.1	27.6
Variations with the observer position at spacing:											
S =	1.0H	1.4 / -2.0		0.4 / -0.7							
	1.5H	2.2 / -4.2		1.5 / -1.6							
	2.0H	3.5 / -6.6		2.8 / -2.3							