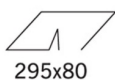
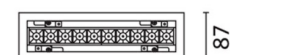
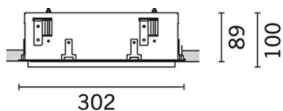


Last information update: May 2018



Adjustable 10 - cell Recessed frame - LED - Warm white - Incorporated DALI dimmable power supply - Beam 34°

Product code
MQ23

Technical description

Recessed rectangular luminaire with LEDs. Shaped steel sheet structural compartment with outer rim. The 10 lighting cells linear body, in die-cast aluminium, can be used to direct the emission with a tilting adjustability of +/- 30°. Metallised thermoplastic high definition optics, integrated in a rear position in the black anti-glare screen; the structure of the optical system prevents a pinpoint effect, allowing precise, circular light distribution and emission with controlled luminance. Supplied with DALI dimmable control gear connected to the luminaire. Warm white LED.

Installation

recessed with mechanical blocking system for false ceilings from 1 to 25 mm; can be installed on ceilings and walls (vertical + horizontal) - preparation slot 80 x 295

Dimension (mm)

302x87x89

Colour

Black/Black (43) | Black/White (47) | Grey/Black (74)

Weight (Kg)

1.52

Mounting

wall recessed|ceiling recessed

Wiring

on power box: screw connections

Notes

dimming function with pushbutton (TOUCH DIM/PUSH): for this option consult the instructions included in the package

Complies with EN60598-1 and pertinent regulations



Product configuration: MQ23

Product characteristics

Total lighting output [Lm]: 1437.7
Total power [W]: 24.5
Luminous efficacy [Lm/W]: 58.7
Life Time: 50,000h - L90 - B10 (Ta 25°C)

Total luminous flux at or above an angle of 90° [Lm]: 0
Emergency luminous flux [Lm]: /
Voltage [V]: -
Number of optical assemblies: 1

Optical assembly Characteristics Type 1

Light Output Ratio (L.O.R.) [%]: 80
Lamp code: LED
ZVEI Code: LED
Nominal power [W]: 21
Nominal luminous [Lm]: 1800
Lamp maximum intensity [cd]: /
Beam angle [°]: 32°

Number of lamps for optical assembly: 1
Socket: /
Ballast losses [W]: 3.5
Colour temperature [K]: 3000
CRI: 90
Wavelength [Nm]: /
MacAdam Step: 3

Polar

| | | | | | |
|-------------------------------|--|------------|-----|-----|------|
| <p>Imax=4934 cd α=32°</p> | CIE nL 0.80 100-100-100-100-80 UGR <10-<10 DIN A.61 UTE 0.80A+0.00T F*1=1000 F*1+F*2=1000 F*1+F*2+F*3=1000 CIBSE LG3 L<200 cd/m² at 65° BZ1 | Lux | | | |
| | | h | d | Em | Emax |
| | | 2 | 1.1 | 948 | 1233 |
| | | 4 | 2.3 | 237 | 308 |
| | | 6 | 3.4 | 105 | 137 |
| | 8 | 4.6 | 59 | 77 | |

Utilisation factors

| R | 77 | 75 | 73 | 71 | 55 | 53 | 33 | 00 | DRR |
|------|----|----|----|----|----|----|----|----|-----|
| K0.8 | 72 | 69 | 66 | 64 | 68 | 66 | 65 | 63 | 78 |
| 1.0 | 75 | 72 | 70 | 68 | 71 | 69 | 69 | 66 | 83 |
| 1.5 | 79 | 77 | 75 | 73 | 76 | 74 | 73 | 71 | 89 |
| 2.0 | 81 | 80 | 78 | 77 | 79 | 77 | 76 | 74 | 93 |
| 2.5 | 83 | 82 | 81 | 80 | 80 | 79 | 79 | 77 | 96 |
| 3.0 | 84 | 83 | 82 | 81 | 82 | 81 | 80 | 78 | 98 |
| 4.0 | 85 | 84 | 84 | 83 | 83 | 82 | 81 | 79 | 99 |
| 5.0 | 85 | 85 | 85 | 84 | 84 | 83 | 82 | 80 | 100 |

UGR diagram

| Corrected UGR values (at 1800 lm bare lamp luminous flux) | | | | | | | | | | | |
|---|------|------------------|------|------|------|------|----------------|------|------|------|------|
| Reflect.: | | 0.70 | 0.70 | 0.50 | 0.50 | 0.30 | 0.70 | 0.70 | 0.50 | 0.50 | 0.30 |
| ceiling/cav | | 0.70 | 0.70 | 0.50 | 0.50 | 0.30 | 0.70 | 0.70 | 0.50 | 0.50 | 0.30 |
| walls | | 0.50 | 0.30 | 0.50 | 0.30 | 0.30 | 0.50 | 0.30 | 0.50 | 0.30 | 0.30 |
| work pl. | | 0.20 | 0.20 | 0.20 | 0.20 | 0.20 | 0.20 | 0.20 | 0.20 | 0.20 | 0.20 |
| Room dim | | viewed crosswise | | | | | viewed endwise | | | | |
| x | y | | | | | | | | | | |
| 2H | 2H | -3.6 | -3.1 | -3.3 | -2.8 | -2.6 | -3.6 | -3.1 | -3.3 | -2.8 | -2.6 |
| | 3H | -3.7 | -3.2 | -3.4 | -3.0 | -2.7 | -3.7 | -3.2 | -3.4 | -3.0 | -2.7 |
| | 4H | -3.8 | -3.3 | -3.5 | -3.1 | -2.8 | -3.8 | -3.3 | -3.5 | -3.1 | -2.8 |
| | 6H | -3.9 | -3.5 | -3.5 | -3.1 | -2.8 | -3.9 | -3.5 | -3.5 | -3.1 | -2.8 |
| | 8H | -3.9 | -3.5 | -3.5 | -3.2 | -2.8 | -3.9 | -3.5 | -3.5 | -3.2 | -2.8 |
| 12H | -3.9 | -3.6 | -3.6 | -3.2 | -2.9 | -3.9 | -3.6 | -3.6 | -3.2 | -2.9 | |
| 4H | 2H | -3.8 | -3.3 | -3.5 | -3.1 | -2.8 | -3.8 | -3.3 | -3.5 | -3.1 | -2.8 |
| | 3H | -3.9 | -3.6 | -3.6 | -3.2 | -2.9 | -3.9 | -3.6 | -3.6 | -3.2 | -2.9 |
| | 4H | -4.0 | -3.7 | -3.6 | -3.3 | -2.9 | -4.0 | -3.7 | -3.6 | -3.3 | -2.9 |
| | 6H | -4.1 | -3.8 | -3.7 | -3.4 | -3.0 | -4.1 | -3.8 | -3.7 | -3.4 | -3.0 |
| | 8H | -4.2 | -3.9 | -3.7 | -3.5 | -3.0 | -4.2 | -3.9 | -3.7 | -3.5 | -3.0 |
| 12H | -4.2 | -4.0 | -3.8 | -3.5 | -3.1 | -4.2 | -4.0 | -3.8 | -3.5 | -3.1 | |
| 8H | 4H | -4.2 | -3.9 | -3.7 | -3.5 | -3.0 | -4.2 | -3.9 | -3.7 | -3.5 | -3.0 |
| | 6H | -4.2 | -4.0 | -3.8 | -3.6 | -3.1 | -4.2 | -4.0 | -3.8 | -3.6 | -3.1 |
| | 8H | -4.3 | -4.1 | -3.8 | -3.7 | -3.2 | -4.3 | -4.1 | -3.8 | -3.7 | -3.2 |
| | 12H | -4.4 | -4.2 | -3.9 | -3.7 | -3.2 | -4.4 | -4.2 | -3.9 | -3.7 | -3.2 |
| 12H | 4H | -4.2 | -4.0 | -3.8 | -3.5 | -3.1 | -4.2 | -4.0 | -3.8 | -3.5 | -3.1 |
| | 6H | -4.3 | -4.1 | -3.8 | -3.7 | -3.2 | -4.3 | -4.1 | -3.8 | -3.7 | -3.2 |
| | 8H | -4.4 | -4.2 | -3.9 | -3.7 | -3.2 | -4.4 | -4.2 | -3.9 | -3.7 | -3.2 |
| Variations with the observer position at spacing: | | | | | | | | | | | |
| S = | 1.0H | 6.8 / -18.5 | | | | | 6.8 / -18.5 | | | | |
| | 1.5H | 9.6 / -18.7 | | | | | 9.6 / -18.7 | | | | |
| | 2.0H | 11.6 / -23.0 | | | | | 11.6 / -23.0 | | | | |