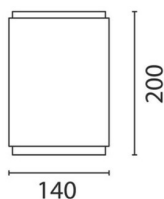


Last information update: May 2018

**Ceiling-mounted luminaire - warm LED - General light - DALI dimmable control gear****Product code**

MQ09

Technical description

LED lamp, ceiling-mounted luminaire; integrated DALI dimmable control gear. Die-cast aluminium plate for surface mounting; lathe-shaped aluminium cylindrical body with diffuser element and integrated lamp and optic units; reflector vacuum-metallised with aluminium vapours and finished with a protective, anti-scratch layer; safety glass cover over LED lamp. General lighting optic.

Installation

Plate fixed to ceiling using screws and screw anchors (not included); cylindrical body fitted with a mechanical safety fastening; bayonet assembly systems ensuring simple installation and maintenance. Wall or pendant application option available thanks to special accessory kits with a separate code.

Dimension (mm)

Ø140x200

Colour

White (01) | Grey (15)

Weight (Kg)

1.18

Mounting

wall surface|ceiling surface|ceiling pendant

Wiring

Control gear integrated in luminaire; mains and optic unit connections made with quick coupling terminal blocks.

Notes

Kit for wall-mounting: code no. 9439

Complies with EN60598-1 and pertinent regulations



IP23

**Product configuration: MQ09****Product characteristics**

Total lighting output [Lm]: 1118
Total power [W]: 11
Luminous efficacy [Lm/W]: 101.6
Life Time: 50,000h - L80 - B10 (Ta 25°C)

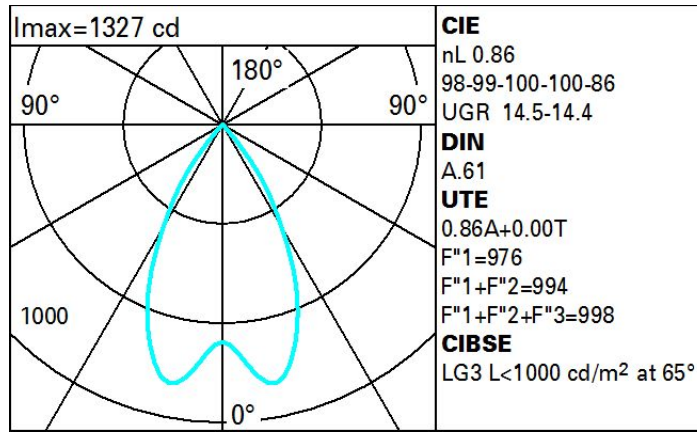
Total luminous flux at or above an angle of 90° [Lm]: 0
Emergency luminous flux [Lm]: /
Voltage [V]: -
Number of optical assemblies: 1

Optical assembly Characteristics Type 1

Light Output Ratio (L.O.R.) [%]: 86
Lamp code: LED
ZVEI Code: LED
Nominal power [W]: 9
Nominal luminous [Lm]: 1300
Lamp maximum intensity [cd]: /
Beam angle [°]: /

Number of lamps for optical assembly: 1
Socket: /
Ballast losses [W]: 2
Colour temperature [K]: 3000
CRI: 80
Wavelength [Nm]: /
MacAdam Step: 3

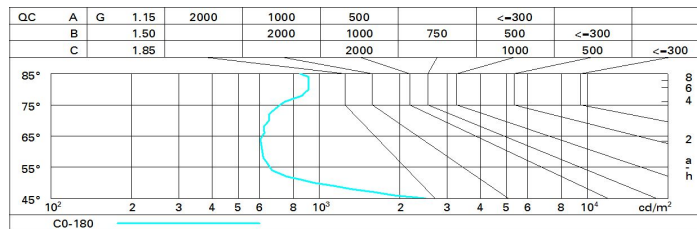
Polar



Utilisation factors

R	77	75	73	71	55	53	33	00	DRR
K0.8	77	73	70	67	72	69	69	66	77
1.0	80	77	74	72	76	73	73	70	81
1.5	85	82	79	78	81	79	78	75	87
2.0	87	85	83	82	84	82	82	79	92
2.5	89	87	86	85	86	85	84	82	95
3.0	90	89	88	87	87	87	86	83	97
4.0	91	90	90	89	89	88	87	85	99
5.0	92	91	91	90	90	89	88	86	100

Luminance curve limit



UGR diagram

Corrected UGR values (at 1300 lm bare lamp luminous flux)											
Reflect.:		viewed crosswise					viewed endwise				
ceiling/cav		0.70	0.70	0.50	0.50	0.30	0.70	0.70	0.50	0.50	0.30
walls		0.50	0.30	0.50	0.30	0.30	0.50	0.30	0.50	0.30	0.30
work pl.		0.20	0.20	0.20	0.20	0.20	0.20	0.20	0.20	0.20	0.20
Room dim		viewed crosswise					viewed endwise				
x	y										
2H	2H	14.9	15.6	15.2	15.8	16.1	14.9	15.6	15.2	15.8	16.1
	3H	14.8	15.4	15.1	15.7	16.0	14.8	15.4	15.1	15.7	15.9
	4H	14.8	15.3	15.1	15.6	15.9	14.7	15.3	15.1	15.6	15.9
	6H	14.7	15.2	15.1	15.5	15.9	14.7	15.2	15.0	15.5	15.8
	8H	14.7	15.2	15.1	15.5	15.8	14.6	15.1	15.0	15.4	15.8
	12H	14.7	15.1	15.0	15.5	15.8	14.6	15.0	15.0	15.4	15.7
4H	2H	14.7	15.3	15.1	15.6	15.9	14.8	15.3	15.1	15.6	15.9
	3H	14.6	15.1	15.0	15.4	15.8	14.6	15.1	15.0	15.4	15.8
	4H	14.5	15.0	14.9	15.3	15.7	14.5	15.0	14.9	15.3	15.7
	6H	14.5	14.9	14.9	15.3	15.7	14.5	14.8	14.9	15.2	15.6
	8H	14.5	14.8	14.9	15.2	15.7	14.4	14.8	14.9	15.2	15.6
	12H	14.5	14.8	14.9	15.2	15.6	14.4	14.7	14.8	15.1	15.6
8H	4H	14.4	14.8	14.9	15.2	15.6	14.5	14.8	14.9	15.2	15.7
	6H	14.4	14.7	14.9	15.1	15.6	14.4	14.7	14.9	15.1	15.6
	8H	14.4	14.6	14.9	15.1	15.6	14.4	14.6	14.9	15.1	15.6
	12H	14.4	14.6	14.9	15.1	15.6	14.4	14.6	14.9	15.0	15.6
12H	4H	14.4	14.7	14.8	15.1	15.6	14.5	14.8	14.9	15.2	15.6
	6H	14.4	14.6	14.9	15.1	15.6	14.4	14.6	14.9	15.1	15.6
	8H	14.4	14.6	14.9	15.0	15.6	14.4	14.6	14.9	15.1	15.6
Variations with the observer position at spacing:											
S =	1.0H	5.1 / -8.8					5.1 / -8.8				
	1.5H	7.9 / -9.0					7.9 / -9.0				
	2.0H	9.9 / -9.1					9.9 / -9.1				