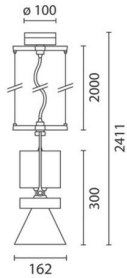


## Le Perroquet

Design Renzo Piano

iGuzzini

Last information update: June 2018



### Large body spotlight - warm white - electronic ballast - flood optic

**Product code**  
MQ04

#### Technical description

Pendant luminaire equipped with a multiphase adapter made of die-cast aluminium and thermoplastic material. The pendant system consists of steel cables L=2000 that provide a simple mechanical anchoring system. Having been rotated and tilted, the luminaire can be locked mechanically in position to ensure efficient light aiming (even during maintenance operations). Luminaire for high output LED lamp with monochrome emission in a warm white colour tone (3000K) . Electronic ballast. Equipped with an accessory holding ring designed to contain a flat accessory. Another external component can also be applied, selected from directional flaps and an asymmetric screen. All external accessories rotate 360° about the spotlight longitudinal axis.

#### Installation

Mounted on an electrified track with a multiphase adapter.

**Dimension (mm)**  
Ø162x300


**Colour**  
White (01) | Grey/Black (74)

**Weight (Kg)**  
3.1

**Mounting**  
ceiling pendant

**Wiring**  
Electronic components housed in the luminaire.

Complies with EN60598-1 and pertinent regulations



#### Product configuration: MQ04

##### Product characteristics

Total lighting output [Lm]: 3382  
Total power [W]: 37.5  
Luminous efficacy [Lm/W]: 90.2  
Life Time: > 50,000h - L80 - B10 (Ta 25°C)

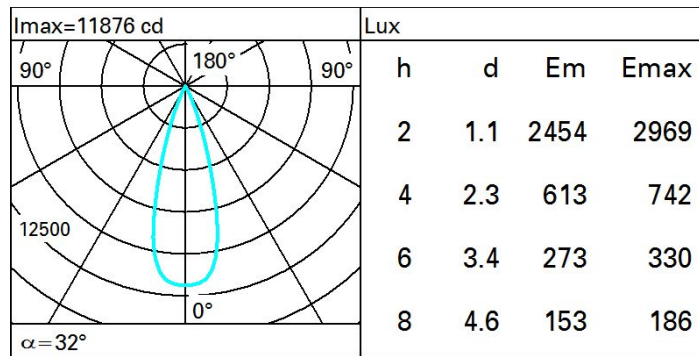
Total luminous flux at or above an angle of 90° [Lm]: 0  
Emergency luminous flux [Lm]: /  
Voltage [V]: -  
Number of optical assemblies: 1

##### Optical assembly Characteristics Type 1

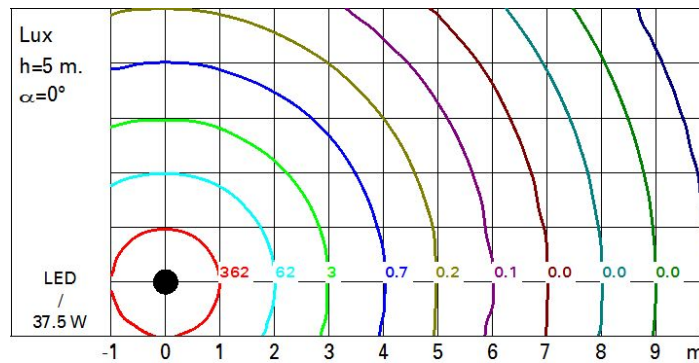
Light Output Ratio (L.O.R.) [%]: 77  
Lamp code: LED  
ZVEI Code: LED  
Nominal power [W]: 33  
Nominal luminous [Lm]: 4400  
Lamp maximum intensity [cd]: /  
Beam angle [°]: 32°

Number of lamps for optical assembly: 1  
Socket: /  
Ballast losses [W]: 4.5  
Colour temperature [K]: 3000  
CRI: 90  
Wavelength [nm]: /  
MacAdam Step: 2

### Polar



### Isolux



### UGR diagram

Corrected UGR values (at 4400 lm bare lamp luminous flux)											
Reflect.: ceiling/cav walls work pl. Room dim x y		0.70	0.70	0.50	0.50	0.30	0.70	0.70	0.50	0.50	0.30
		0.50	0.30	0.50	0.30	0.30	0.50	0.30	0.50	0.30	0.30
		0.20	0.20	0.20	0.20	0.20	0.20	0.20	0.20	0.20	0.20
		viewed crosswise					viewed endwise				
2H	2H	1.4	1.9	1.6	2.1	2.3	1.4	1.9	1.6	2.1	2.3
	3H	1.4	1.8	1.7	2.1	2.4	1.3	1.8	1.6	2.0	2.3
	4H	1.4	1.8	1.7	2.1	2.4	1.3	1.7	1.6	2.0	2.3
	6H	1.4	1.8	1.7	2.1	2.4	1.2	1.6	1.6	1.9	2.2
	8H	1.4	1.7	1.7	2.1	2.4	1.2	1.6	1.6	1.9	2.2
	12H	1.3	1.7	1.7	2.0	2.4	1.2	1.5	1.5	1.8	2.2
4H	2H	1.3	1.7	1.6	2.0	2.3	1.4	1.8	1.7	2.1	2.4
	3H	1.4	1.7	1.7	2.1	2.4	1.4	1.8	1.8	2.1	2.5
	4H	1.4	1.7	1.8	2.1	2.5	1.4	1.7	1.8	2.1	2.5
	6H	1.4	1.7	1.8	2.1	2.5	1.4	1.6	1.8	2.0	2.5
	8H	1.4	1.7	1.8	2.1	2.5	1.3	1.6	1.8	2.0	2.4
	12H	1.4	1.6	1.8	2.0	2.5	1.3	1.5	1.8	2.0	2.4
8H	4H	1.3	1.6	1.8	2.0	2.4	1.4	1.7	1.8	2.1	2.5
	6H	1.4	1.6	1.8	2.0	2.5	1.4	1.6	1.9	2.0	2.5
	8H	1.4	1.5	1.8	2.0	2.5	1.4	1.5	1.8	2.0	2.5
	12H	1.3	1.5	1.8	1.9	2.5	1.3	1.5	1.8	2.0	2.5
12H	4H	1.3	1.5	1.8	2.0	2.4	1.4	1.6	1.8	2.0	2.5
	6H	1.3	1.5	1.8	2.0	2.5	1.3	1.5	1.8	2.0	2.5
	8H	1.3	1.5	1.8	2.0	2.5	1.3	1.5	1.8	1.9	2.5
Variations with the observer position at spacing:											
S =	1.0H	3.6 / -3.7					3.6 / -3.7				
	1.5H	6.0 / -4.8					6.0 / -4.8				
	2.0H	8.0 / -5.4					8.0 / -5.4				