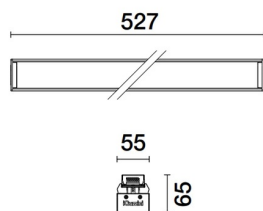


Last information update: May 2018



Grazing effect light module - L 528 - neutral LED - DALI control gear - wall washer

Product code

MM91

Technical description

Light module designed specifically for use with structural profile for perimeter niche lighting. LED lamps - neutral white - with high definition wall washer optics for an effective wall grazing effect. Extruded aluminium profile structure with a diffuser function - thermoplastic end caps - transparent PMMA screen - polycarbonate diffusing screen - PMMA optic lenses. DALI dimmable power supply built into the structure. Pass-through wiring - connectors at the ends for rapid connections in a continuous line. Tool-free fastening to main profile. Stainless steel anti-fall safety cable.

Installation

Tool-free fastening to main profile - linear niche - using stainless steel contact springs. The product is designed for use with MXI7 - MXI8 profiles and MXI9 - MXT3 corner pieces.

Dimension (mm)

528x55x65

Colour

White (01)

Weight (Kg)

1.1

Mounting

ceiling surface

Wiring

Supplied with built-in DALI dimmable control gear. Simplified pass-through wiring with connectors at either end. For the initial connection to the main line: plate with terminal blocks code no. MXT5. For spaced, in-line connections: connectors code no. MXT6.

Notes

Digital electronic cabling that allows dimming to be performed with DALI protocol or a button that is normally open (DIM SWITCH). For connection details, see the instructions sheet.

Complies with EN60598-1 and pertinent regulations



IP20



Product configuration: MM91+MXI7.01+MXI8.01

MXI7.01: Structural support profile for linear niche lighting - L 1000 - White

MXI8.01: Structural support profile for linear niche lighting - L 2000 - White

Product characteristics

Total lighting output [Lm]: 713

Total power [W]: 14.3

Luminous efficacy [Lm/W]: 49.9

Life Time: > 50,000h - L80 - B10 (Ta 25°C)

Number of optical assemblies: 1

Total luminous flux at or above an angle of 90° [Lm]: 0.3

Emergency luminous flux [Lm]: /

Voltage [V]: -

Life Time: > 50,000h - L80 - B20 (Ta 40°C)

Optical assembly Characteristics Type 1

Light Output Ratio (L.O.R.) [%]: 61

Lamp code: LED

ZVEI Code: LED

Nominal power [W]: 12

Nominal luminous [Lm]: 1170

Lamp maximum intensity [cd]: /

Beam angle [°]: /

Number of lamps for optical assembly: 1

Socket: /

Ballast losses [W]: 2.3

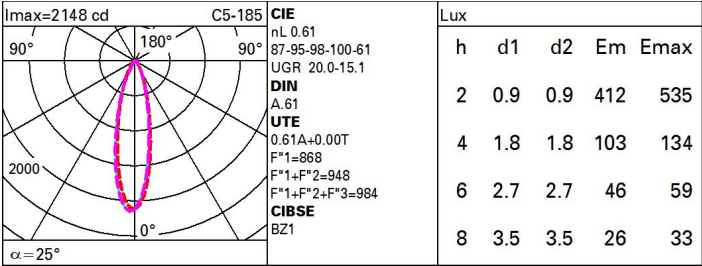
Colour temperature [K]: 4000

CRI: 80

Wavelength [Nm]: /

MacAdam Step: 3

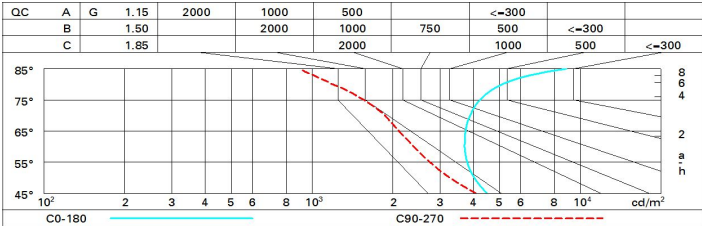
Polar



Utilisation factors

R	77	75	73	71	55	53	33	00	DRR
K0.8	51	48	45	43	47	45	44	42	69
1.0	54	51	48	46	50	48	47	45	74
1.5	58	55	53	51	54	52	52	50	81
2.0	60	58	56	55	57	56	55	53	87
2.5	61	60	59	57	59	58	57	55	90
3.0	62	61	60	59	60	59	58	56	93
4.0	63	62	62	61	61	61	60	58	95
5.0	64	63	63	62	62	61	60	59	96

Luminance curve limit



UGR diagram

Corrected UGR values (at 1170 lm bare lamp luminous flux)												
Reflect.: ceiling/cav walls work pl. Room dim x y		0.70	0.70	0.50	0.50	0.30	0.70	0.70	0.50	0.50	0.30	0.30
		0.50	0.30	0.50	0.30	0.30	0.50	0.30	0.50	0.30	0.30	0.30
		0.20	0.20	0.20	0.20	0.20	0.20	0.20	0.20	0.20	0.20	0.20
		viewed crosswise					viewed endwise					
2H	2H	14.5	15.2	14.8	15.5	15.7	12.3	13.0	12.6	13.2	13.5	
	3H	16.2	16.9	16.6	17.2	17.4	12.6	13.3	13.0	13.6	13.8	
	4H	17.1	17.7	17.5	18.0	18.3	12.8	13.4	13.1	13.7	14.0	
	6H	18.1	18.7	18.5	19.0	19.3	12.9	13.5	13.3	13.8	14.1	
	8H	18.7	19.2	19.0	19.5	19.9	12.9	13.5	13.3	13.8	14.2	
	12H	19.3	19.9	19.7	20.2	20.6	12.9	13.4	13.3	13.8	14.1	
4H	2H	15.1	15.7	15.4	16.0	16.3	13.6	14.2	14.0	14.5	14.8	
	3H	17.1	17.6	17.4	17.9	18.3	14.2	14.8	14.6	15.1	15.5	
	4H	18.1	18.6	18.5	19.0	19.4	14.6	15.0	15.0	15.4	15.8	
	6H	19.3	19.7	19.7	20.1	20.5	14.9	15.3	15.3	15.7	16.1	
	8H	20.0	20.4	20.4	20.8	21.2	15.1	15.4	15.5	15.9	16.3	
	12H	20.8	21.1	21.3	21.6	22.0	15.2	15.5	15.6	15.9	16.4	
8H	4H	18.5	18.8	18.9	19.2	19.7	15.1	15.5	15.5	15.9	16.3	
	6H	19.9	20.2	20.4	20.6	21.1	15.7	16.0	16.1	16.4	16.9	
	8H	20.7	21.0	21.2	21.5	22.0	16.0	16.3	16.5	16.7	17.2	
	12H	21.8	22.0	22.3	22.5	23.0	16.4	16.6	16.9	17.1	17.6	
12H	4H	18.5	18.8	18.9	19.2	19.7	15.2	15.5	15.6	15.9	16.4	
	6H	20.0	20.3	20.5	20.7	21.2	15.8	16.1	16.3	16.5	17.0	
	8H	20.9	21.2	21.4	21.6	22.2	16.2	16.4	16.7	16.9	17.4	
Variations with the observer position at spacing:												
S =		1.0H	0.1 / -0.1		0.5 / -0.5							
		1.5H	0.2 / -0.3		1.0 / -0.7							
		2.0H	0.2 / -0.4		1.6 / -1.0							