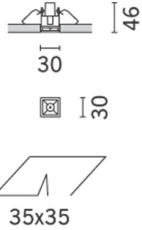


Laser Blade

Design iGuzzini

iGuzzini

Last information update: May 2018



Square, Frameless, Recessed luminaire - Warm white LED - Flood optic

Product code
MM83

Technical description

square, miniaturised, recessed luminaire for an individual LED - fixed optic - flood beam angle. Die-cast aluminium body, minimal version (frameless). Metallised, thermoplastic, high definition optic, integrated in a rear position in the black, anti-glare screen. Connecting cable supplied. Ballast not included, available with separate code. High CRI, warm white LED.

Installation

recessed with steel wire springs on the specific adapter (included) which allows flush-mounting with the ceiling. Adapter for fitting luminaire to false ceilings (12.5 mm thick) with self-tapping screws; subsequent filling and smoothing operations; insertion of luminaire body and stylish finishing. Preparation hole 35 x 35

Dimension (mm)
30x30x46

Colour
White (01) | Black (04) | (E6)

Weight (Kg)
0.07

Mounting

wall recessed|ceiling recessed|ceiling surface

Wiring

Direct current ballasts to be ordered separately: electronic (MXF9) for max. 7 LEDs; DALI dimmable (BZM4) for max. 15 LEDs (check instruction leaflet for compatible lengths of cables to be used)

Complies with EN60598-1 and pertinent regulations



Product configuration: MM83

Product characteristics

Total lighting output [Lm]: 140.9
Total power [W]: 2.1
Luminous efficacy [Lm/W]: 67.1
Life Time: 50,000h - L90 - B10 (Ta 25°C)

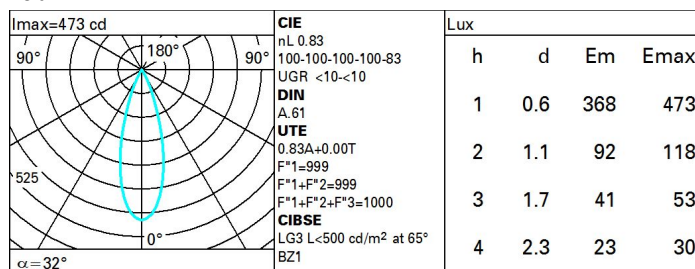
Total luminous flux at or above an angle of 90° [Lm]: 0
Emergency luminous flux [Lm]: /
Voltage [V]: -
Number of optical assemblies: 1

Optical assembly Characteristics Type 1

Light Output Ratio (L.O.R.) [%]: 83
Lamp code: LED
ZVEI Code: LED
Nominal power [W]: 2.1
Nominal luminous [Lm]: 170
Lamp maximum intensity [cd]: /
Beam angle [°]: 32°

Number of lamps for optical assembly: 1
Socket: /
Ballast losses [W]: 0
Colour temperature [K]: 2700
CRI: 95
Wavelength [Nm]: /
MacAdam Step: 3

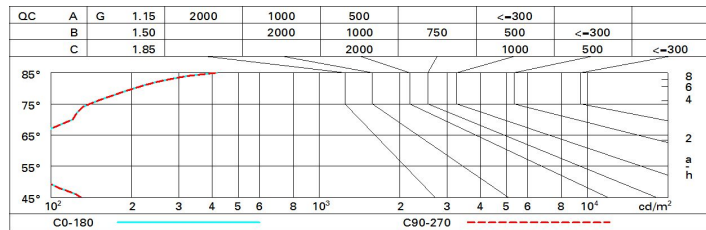
Polar



Utilisation factors

R	77	75	73	71	55	53	33	00	DRR
K0.8	75	71	68	66	70	68	68	65	78
1.0	78	75	72	70	74	72	71	69	83
1.5	82	79	77	76	78	77	76	73	89
2.0	84	83	81	80	81	80	79	77	93
2.5	86	85	84	83	83	82	82	79	96
3.0	87	86	85	85	85	84	83	81	98
4.0	88	87	87	86	86	86	84	82	99
5.0	89	88	88	87	87	86	85	83	100

Luminance curve limit



UGR diagram

Corrected UGR values (at 170 lm bare lamp luminous flux)											
Reflect.:											
ceiling	0.70	0.70	0.50	0.50	0.30	0.70	0.70	0.50	0.50	0.30	0.30
walls	0.50	0.30	0.50	0.30	0.30	0.50	0.30	0.50	0.30	0.30	0.30
work pl.	0.20	0.20	0.20	0.20	0.20	0.20	0.20	0.20	0.20	0.20	0.20
Room dim											
x											
y											
			viewed	viewed				viewed	viewed		
			crosswise	crosswise				endwise	endwise		
2H	2H	-3.3	-2.7	-3.0	-2.5	-2.3	-3.3	-2.7	-3.0	-2.5	-2.3
	3H	-3.3	-2.9	-3.0	-2.6	-2.3	-3.4	-2.9	-3.1	-2.6	-2.4
	4H	-3.3	-2.9	-3.0	-2.6	-2.3	-3.4	-3.0	-3.1	-2.7	-2.4
	6H	-3.3	-2.9	-3.0	-2.6	-2.3	-3.5	-3.1	-3.2	-2.8	-2.5
	8H	-3.3	-2.9	-2.9	-2.6	-2.2	-3.5	-3.2	-3.2	-2.8	-2.5
	12H	-3.2	-2.8	-2.8	-2.5	-2.1	-3.6	-3.2	-3.2	-2.9	-2.5
4H	2H	-3.4	-3.0	-3.1	-2.7	-2.4	-3.3	-2.9	-3.0	-2.6	-2.3
	3H	-3.5	-3.1	-3.1	-2.8	-2.4	-3.4	-3.1	-3.1	-2.7	-2.4
	4H	-3.5	-3.2	-3.1	-2.8	-2.4	-3.5	-3.2	-3.1	-2.8	-2.4
	6H	-3.4	-3.1	-3.0	-2.7	-2.3	-3.5	-3.3	-3.1	-2.9	-2.4
	8H	-3.3	-3.0	-2.8	-2.6	-2.2	-3.6	-3.3	-3.1	-2.9	-2.5
	12H	-3.1	-2.8	-2.6	-2.4	-2.0	-3.6	-3.4	-3.1	-2.9	-2.5
8H	4H	-3.6	-3.3	-3.1	-2.9	-2.5	-3.3	-3.0	-2.8	-2.6	-2.2
	6H	-3.4	-3.2	-2.9	-2.7	-2.2	-3.2	-3.0	-2.8	-2.6	-2.1
	8H	-3.2	-3.0	-2.7	-2.5	-2.0	-3.2	-3.0	-2.7	-2.5	-2.0
	12H	-2.8	-2.7	-2.3	-2.2	-1.7	-3.1	-3.0	-2.6	-2.5	-2.0
12H	4H	-3.6	-3.4	-3.1	-2.9	-2.5	-3.1	-2.8	-2.6	-2.4	-2.0
	6H	-3.4	-3.2	-2.9	-2.7	-2.2	-2.9	-2.8	-2.5	-2.3	-1.8
	8H	-3.1	-3.0	-2.6	-2.5	-2.0	-2.8	-2.7	-2.3	-2.2	-1.7
Variations with the observer position at spacing:											
S =	1.0H		5.6	/	-3.8			5.6	/	-3.8	
	1.5H		8.3	/	-4.0			8.3	/	-4.0	
	2.0H		10.3	/	-4.1			10.3	/	-4.1	