

Last information update: April 2018



Square recessed luminaire - 226x226 mm H=103 mm - LED warm white - DALI ballast - general light optic with controlled luminance UGR<19

Product code
MC26

Technical description

Recessed fixed square luminaire designed to use a LED lamp. Version with rim for surface-mounting. Reflector vacuum-metallised with aluminium vapours with an anti-scratch protective layer. Die-cast aluminium body and passive dissipation system. Product complete with 3000 lm DALI LED unit in a warm white tone 3000K and driver separate from the luminaire. Light distribution UGR<19 with controlled luminance.

Installation

Recessed using torsion springs which allow easy installation in false ceilings with thickness ranging from 1 mm to 25 mm.

Dimension (mm)
226x226x100

Colour
White/Aluminium (39)

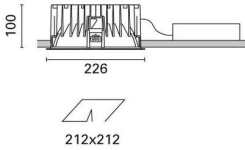
Weight (Kg)
2.11

Mounting
ceiling recessed

Wiring

Product complete with DALI electronic components

Complies with EN60598-1 and pertinent regulations



Product configuration: MC26

Product characteristics

Total lighting output [Lm]: 2789
Total power [W]: 28.6
Luminous efficacy [Lm/W]: 97.5
Life Time: 50,000h - L80 - B10 (Ta 25 °C)

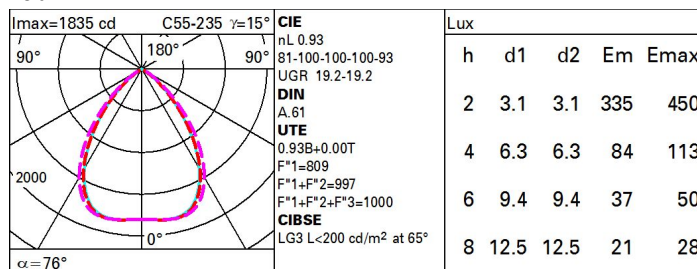
Total luminous flux at or above an angle of 90° [Lm]: 0
Emergency luminous flux [Lm]: /
Voltage [V]: -
Number of optical assemblies: 1

Optical assembly Characteristics Type 1

Light Output Ratio (L.O.R.) [%]: 93
Lamp code: LED
ZVEI Code: LED
Nominal power [W]: 24
Nominal luminous [Lm]: 3000
Lamp maximum intensity [cd]: /
Beam angle [°]: /

Number of lamps for optical assembly: 1
Socket: /
Ballast losses [W]: 4.6
Colour temperature [K]: 3000
CRI: 80
Wavelength [Nm]: /
MacAdam Step: 3

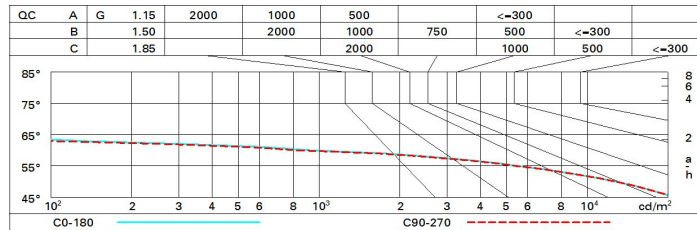
Polar



Utilisation factors

R	77	75	73	71	55	53	33	00	DRR
K0.8	76	69	65	61	68	64	64	60	64
1.0	81	75	71	68	74	70	70	66	71
1.5	88	83	80	77	82	79	78	75	80
2.0	92	88	86	84	87	85	84	80	86
2.5	94	91	89	87	90	88	87	84	90
3.0	95	93	91	90	92	90	89	86	92
4.0	97	95	94	92	93	92	91	88	95
5.0	97	96	95	94	94	93	92	89	96

Luminance curve limit



UGR diagram

Corrected UGR values (at 3000 lm bare lamp luminous flux)											
Reflect.:		viewed crosswise					viewed endwise				
ceiling/cav		0.70	0.70	0.50	0.50	0.30	0.70	0.70	0.50	0.50	0.30
walls		0.50	0.30	0.50	0.30	0.30	0.50	0.30	0.50	0.30	0.30
work pl.		0.20	0.20	0.20	0.20	0.20	0.20	0.20	0.20	0.20	0.20
Room dim		viewed crosswise					viewed endwise				
X	Y										
2H	2H	19.7	20.5	20.0	20.8	21.0	19.7	20.5	20.0	20.8	21.0
	3H	19.6	20.3	19.9	20.6	20.9	19.7	20.4	20.0	20.7	20.9
	4H	19.5	20.2	19.9	20.5	20.8	19.6	20.3	19.9	20.6	20.9
	6H	19.4	20.0	19.8	20.4	20.7	19.5	20.1	19.9	20.4	20.8
	8H	19.4	20.0	19.8	20.3	20.6	19.5	20.1	19.9	20.4	20.7
	12H	19.4	19.9	19.7	20.2	20.6	19.5	20.0	19.8	20.3	20.7
4H	2H	19.6	20.2	19.9	20.5	20.9	19.5	20.2	19.9	20.5	20.8
	3H	19.4	20.0	19.8	20.3	20.7	19.5	20.0	19.8	20.3	20.7
	4H	19.3	19.8	19.8	20.2	20.6	19.4	19.8	19.8	20.2	20.6
	6H	19.3	19.7	19.7	20.1	20.5	19.3	19.7	19.7	20.1	20.5
	8H	19.2	19.6	19.7	20.0	20.5	19.2	19.6	19.7	20.0	20.5
	12H	19.2	19.5	19.6	19.9	20.4	19.2	19.5	19.6	20.0	20.4
8H	4H	19.2	19.6	19.7	20.0	20.5	19.2	19.6	19.7	20.0	20.5
	6H	19.1	19.4	19.6	19.9	20.4	19.1	19.5	19.6	19.9	20.4
	8H	19.1	19.3	19.6	19.8	20.3	19.1	19.4	19.6	19.8	20.3
	12H	19.0	19.3	19.5	19.7	20.3	19.0	19.3	19.5	19.8	20.3
12H	4H	19.2	19.5	19.6	19.9	20.4	19.2	19.5	19.6	20.0	20.4
	6H	19.1	19.3	19.6	19.8	20.3	19.1	19.4	19.6	19.8	20.3
	8H	19.0	19.3	19.5	19.7	20.3	19.0	19.3	19.5	19.8	20.3
Variations with the observer position at spacing:											
S =	1.0H	2.2 / -5.9					2.2 / -6.0				
	1.5H	3.5 / -25.3					3.0 / -20.5				
	2.0H	5.4 / -38.0					5.5 / -38.0				