

Last information update: April 2018

**Round recessed luminaire D = 226 mm H 103 mm neutral white LED with DALI ballast and general light optic****Product code**

MC18

Technical description

Recessed fixed round luminaire designed to use a LED lamp. Version with rim for surface-mounting. Multi-faceted reflector vacuum-metallised with aluminium vapours with an anti-scratch protective layer. Die-cast aluminium body and passive dissipation system. Product complete with 2000 lm LED unit in a neutral white tone 4000K and electronic driver separate from the luminaire. General light distribution.

Installation

Recessed using torsion springs which allow easy installation in false ceilings with thickness ranging from 1 mm to 25 mm

Dimension (mm)

Ø226x100

Colour

White/Aluminium (39)

Weight (Kg)

1.95

Mounting

ceiling recessed

Wiring

Product complete with DALI components

Complies with EN60598-1 and pertinent regulations



IP20

IP23

On the visible part of the product once installed

**Product configuration: MC18****Product characteristics**

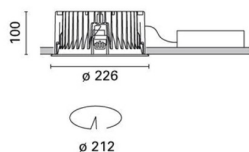
Total lighting output [Lm]: 4049
 Total power [W]: 35.9
 Luminous efficacy [Lm/W]: 112.8
 Life Time: > 50,000h - L80 - B10 (Ta 25°C)

Total luminous flux at or above an angle of 90° [Lm]: 0
 Emergency luminous flux [Lm]: /
 Voltage [V]: -
 Number of optical assemblies: 1

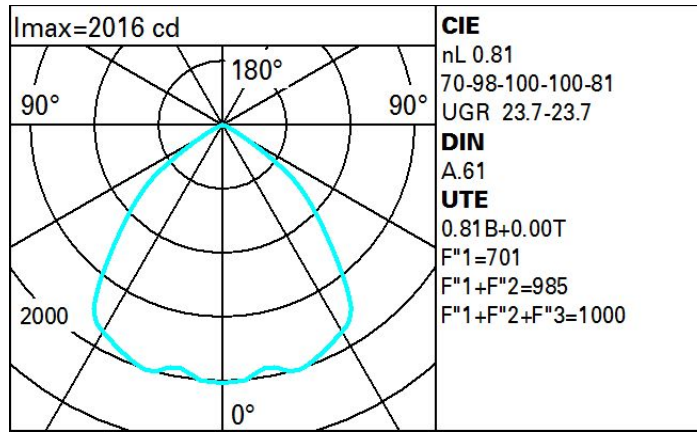
Optical assembly Characteristics Type 1

Light Output Ratio (L.O.R.) [%]: 81
 Lamp code: LED
 ZVEI Code: LED
 Nominal power [W]: 32
 Nominal luminous [Lm]: 5000
 Lamp maximum intensity [cd]: /
 Beam angle [°]: /

Number of lamps for optical assembly: 1
 Socket: /
 Ballast losses [W]: 3.9
 Colour temperature [K]: 4000
 CRI: 80
 Wavelength [Nm]: /
 MacAdam Step: 2



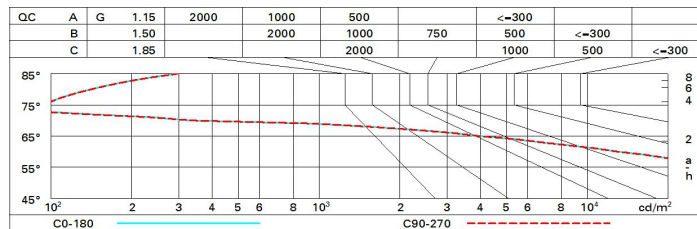
Polar



Utilisation factors

R	77	75	73	71	55	53	33	00	DRR
K0.8	62	55	51	47	54	50	50	45	56
1.0	67	61	57	54	60	56	56	52	64
1.5	74	70	66	64	69	66	65	61	75
2.0	78	75	72	70	73	71	70	67	82
2.5	80	78	75	73	76	74	73	70	87
3.0	82	79	78	76	78	76	75	72	89
4.0	83	81	80	78	80	78	77	74	92
5.0	84	82	81	80	81	80	78	75	93

Luminance curve limit



UGR diagram

Corrected UGR values (at 5000 lm bare lamp luminous flux)											
Reflect.:											
ceiling/cav		0.70	0.70	0.50	0.50	0.30	0.70	0.70	0.50	0.50	0.30
walls		0.50	0.30	0.50	0.30	0.30	0.50	0.30	0.50	0.30	0.30
work pl.		0.20	0.20	0.20	0.20	0.20	0.20	0.20	0.20	0.20	0.20
Room dim		viewed					viewed				
x	y	crosswise					endwise				
2H	2H	24.1	25.0	24.4	25.2	25.5	24.1	25.0	24.4	25.2	25.5
	3H	24.0	24.7	24.3	25.0	25.3	24.1	24.9	24.4	25.1	25.4
	4H	23.9	24.6	24.2	24.9	25.2	24.0	24.7	24.4	25.0	25.3
	6H	23.8	24.5	24.2	24.8	25.1	23.9	24.6	24.3	24.9	25.2
	8H	23.8	24.4	24.2	24.7	25.1	23.9	24.5	24.3	24.9	25.2
	12H	23.7	24.3	24.1	24.7	25.0	23.9	24.5	24.3	24.8	25.2
4H	2H	24.0	24.7	24.4	25.0	25.3	23.9	24.6	24.2	24.9	25.2
	3H	23.9	24.5	24.3	24.8	25.2	23.9	24.5	24.3	24.8	25.2
	4H	23.8	24.3	24.2	24.7	25.1	23.8	24.3	24.2	24.7	25.1
	6H	23.7	24.2	24.1	24.6	25.0	23.7	24.2	24.1	24.6	25.0
	8H	23.7	24.1	24.1	24.5	24.9	23.7	24.1	24.1	24.5	24.9
	12H	23.6	24.0	24.1	24.4	24.9	23.6	24.0	24.1	24.4	24.9
8H	4H	23.7	24.1	24.1	24.5	24.9	23.7	24.1	24.1	24.5	24.9
	6H	23.6	23.9	24.1	24.4	24.8	23.6	23.9	24.1	24.4	24.8
	8H	23.5	23.8	24.0	24.3	24.8	23.5	23.8	24.0	24.3	24.8
	12H	23.5	23.7	24.0	24.2	24.7	23.5	23.7	24.0	24.2	24.7
12H	4H	23.6	24.0	24.1	24.4	24.9	23.6	24.0	24.1	24.4	24.9
	6H	23.5	23.8	24.0	24.3	24.8	23.5	23.8	24.0	24.3	24.8
	8H	23.5	23.7	24.0	24.2	24.7	23.5	23.7	24.0	24.2	24.7
Variations with the observer position at spacing:											
S =	1.0H	0.7 / -1.9					0.7 / -1.9				
	1.5H	2.4 / -10.0					2.4 / -10.0				
	2.0H	4.3 / -20.0					4.3 / -20.0				