


Last information update: April 2018



Round recessed luminaire - D=226 mm H=103 mm - LED warm white - electronic ballast - general light optic

Product code
MB53

Technical description

Recessed fixed round luminaire designed to use a LED lamp. Version with rim for surface-mounting. Multi-faceted reflector vacuum-metallised with aluminium vapours with an anti-scratch protective layer. Die-cast aluminium body and passive dissipation system. Product complete with 2000 lm LED unit in a warm white tone 3000K and electronic driver separate from the luminaire. General light distribution.

Installation

Recessed using torsion springs which allow easy installation in false ceilings with thickness ranging from 1 mm to 25 mm.

Dimension (mm)
Ø226x100

Colour
White/Aluminium (39)

Weight (Kg)
1.75

Mounting
ceiling recessed

Wiring
Product complete with electronic components

Complies with EN60598-1 and pertinent regulations



IP20

IP23

On the visible part of the product once installed

**Product configuration: MB53****Product characteristics**

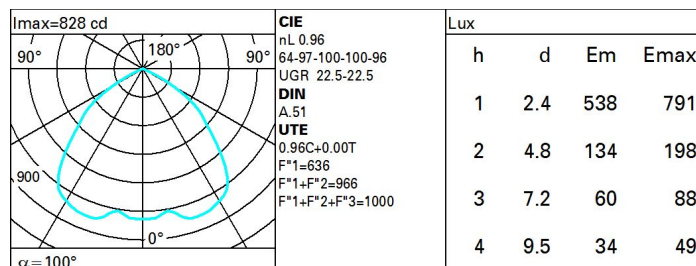
Total lighting output [Lm]: 1920
Total power [W]: 21
Luminous efficacy [Lm/W]: 91.4
Life Time: 50,000h - L80 - B10 (Ta 25°C)

Total luminous flux at or above an angle of 90° [Lm]: 0
Emergency luminous flux [Lm]: /
Voltage [V]: -
Number of optical assemblies: 1

Optical assembly Characteristics Type 1

Light Output Ratio (L.O.R.) [%]: 96
Lamp code: LED
ZVEI Code: LED
Nominal power [W]: 18
Nominal luminous [Lm]: 2000
Lamp maximum intensity [cd]: /
Beam angle [°]: /

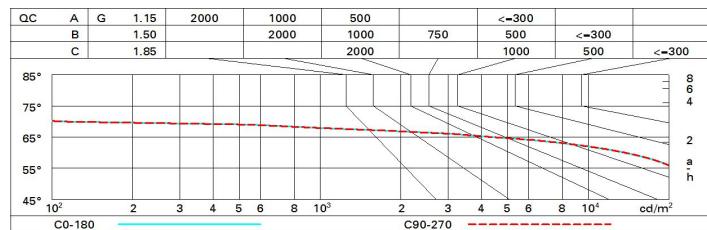
Number of lamps for optical assembly: 1
Socket: /
Ballast losses [W]: 3
Colour temperature [K]: 3000
CRI: 80
Wavelength [Nm]: /
MacAdam Step: 3

Polar

Utilisation factors

R	77	75	73	71	55	53	33	00	DRR
K0.8	70	62	56	51	61	55	55	49	51
1.0	77	69	64	60	68	63	62	57	59
1.5	86	80	76	72	79	75	74	69	72
2.0	91	87	83	80	85	82	81	77	80
2.5	94	90	87	85	89	86	85	81	84
3.0	96	93	90	88	91	89	87	84	87
4.0	98	95	93	91	93	92	90	86	90
5.0	99	97	95	93	95	93	92	88	92

Luminance curve limit



UGR diagram

Corrected UGR values (at 2000 lm bare lamp luminous flux)											
Reflect.: ceiling walls work pl. Room dim x y		0.70	0.70	0.50	0.50	0.30	0.70	0.70	0.50	0.50	0.30
		0.50	0.30	0.50	0.30	0.30	0.50	0.30	0.50	0.30	0.30
		0.20	0.20	0.20	0.20	0.20	0.20	0.20	0.20	0.20	0.20
		viewed crosswise					viewed endwise				
2H	2H	22.7	23.7	23.0	23.9	24.2	22.7	23.7	23.0	23.9	24.2
	3H	22.6	23.5	23.0	23.7	24.0	22.8	23.7	23.2	24.0	24.3
	4H	22.5	23.3	22.9	23.6	23.9	22.8	23.6	23.1	23.9	24.2
	6H	22.5	23.2	22.8	23.5	23.8	22.7	23.4	23.1	23.7	24.1
	8H	22.4	23.1	22.8	23.4	23.8	22.7	23.4	23.0	23.7	24.0
	12H	22.4	23.0	22.8	23.4	23.7	22.6	23.3	23.0	23.6	24.0
4H	2H	22.8	23.6	23.1	23.9	24.2	22.5	23.3	22.9	23.6	23.9
	3H	22.7	23.3	23.1	23.7	24.0	22.6	23.3	23.0	23.6	24.0
	4H	22.6	23.1	23.0	23.5	23.9	22.6	23.1	23.0	23.5	23.9
	6H	22.5	23.0	22.9	23.4	23.8	22.5	23.0	22.9	23.4	23.8
	8H	22.5	22.9	22.9	23.3	23.8	22.5	22.9	22.9	23.3	23.8
	12H	22.4	22.8	22.9	23.2	23.7	22.4	22.8	22.9	23.2	23.7
8H	4H	22.5	22.9	22.9	23.3	23.8	22.5	22.9	22.9	23.3	23.8
	6H	22.4	22.7	22.8	23.2	23.7	22.4	22.7	22.8	23.2	23.7
	8H	22.3	22.6	22.8	23.1	23.6	22.3	22.6	22.8	23.1	23.6
	12H	22.3	22.5	22.8	23.0	23.6	22.3	22.5	22.8	23.0	23.6
12H	4H	22.4	22.8	22.9	23.2	23.7	22.4	22.8	22.9	23.2	23.7
	6H	22.3	22.6	22.8	23.1	23.6	22.3	22.6	22.8	23.1	23.6
	8H	22.3	22.5	22.8	23.0	23.6	22.3	22.5	22.8	23.0	23.6
Variations with the observer position at spacing:											
S =		1.0H	0.5 / -0.7				0.5 / -0.7				
		1.5H	1.5 / -5.0				1.5 / -5.0				
		2.0H	3.0 / -19.7				3.0 / -19.7				