


Last information update: June 2018


**Round optic assembly Ø200mm – AL optic – Warm White LED – 220÷240Vac**
**Product code**

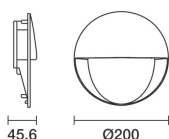
EI24

**Technical description**

Luminaire for walkways designed to use high visual comfort LED lamps. Ceiling and wall-recessed installation. It consists of an optical assembly with an IP66 protection rating and an outer casing or wall-mounted base to be ordered separately. The optical assembly and base are made of aluminium alloy treated with powder paint, which provides a high level of resistance to weather and UV rays. Plastic closure guard at the rear of the optical assembly. Complete with plastic cable gland and outlet cable. Sodium-calcium tempered satin finish safety glass. Luminaire with no visible screws and an anti-vandal system that uses an opening key to access the rear wiring compartment (supplied in the package). All external screws used are made of A2 stainless steel.

**Installation**

Wall-recessed installation with a plastic outer casing to be ordered separately. Disposable polystyrene formwork for creating the outer casing housings for installations in concrete walls that are then plastered or finished with bricks so the end surface is flush with the optical assembly. If ceiling-mounted an aluminium base is used to be ordered separately.


**Dimension (mm)**

Ø200

**Colour**

White (01) | Grey (15) | Rust Brown (F5)


**Mounting**

wall arm|wall recessed|wall surface

**Wiring**

Version with 220÷240Vac On-Off integrated ballast.

Complies with EN60598-1 and pertinent regulations


**Product configuration: EI24.01**
**Product characteristics**

Total lighting output [Lm]: 645  
 Total power [W]: 11.5  
 Luminous efficacy [Lm/W]: 56.1  
 Life Time: 100,000h - L90 - B10 (Ta 25°C)  
 Number of optical assemblies: 1

Total luminous flux at or above an angle of 90° [Lm]: 97  
 Emergency luminous flux [Lm]: /  
 Voltage [V]: 230  
 Ambient temperature range: from -20°C to +35°C. (\*)

\* Preliminary data

**Optical assembly Characteristics Type 1**

Light Output Ratio (L.O.R.) [%]: 43  
 Lamp code: LED  
 ZVEI Code: LED  
 Nominal power [W]: 9.9  
 Nominal luminous [Lm]: 1500  
 Lamp maximum intensity [cd]: /  
 Beam angle [°]: /

Number of lamps for optical assembly: 1  
 Socket: /  
 Ballast losses [W]: 1.6  
 Colour temperature [K]: 2700  
 CRI: 80  
 Wavelength [Nm]: /  
 MacAdam Step: 3

Polar

