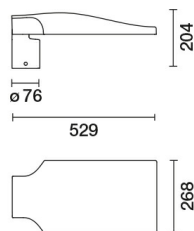


Last information update: June 2018

**Pole-mounted system - ST1 optic - Warm White - MidNight - 76 HE****Product code**

EH66

Technical description

Outdoor luminaire with direct light street optic, designed to use LED lamps. The optical assembly and the pole attachment system are made of EN1706AC 46100LF aluminium alloy, subjected to a multi-step, pre-treatment process, in which the main phases are degreasing, fluorozirconation (a protective surface film) and sealing (with a nano-structured silane layer). The painting stage consists of a primer and a textured liquid acrylic paint, cured at 150 °C, with a high level of weather and UV ray resistance. Option of adjusting the inclination in relation to the road surface of +20°/-5° (in 5° steps) for a pole-top installation and +5°/20° (in 5° steps) for a lateral installation. 5 mm thick sodium-calcium closing glass secured to product with 4 screws. The high IP rating is guaranteed by the silicone gasket placed between the two elements. Complete with monochrome LED circuit and polymer optic multilayer lenses. Electronic control gear with 100%-70% Middle of the Night profile. Driver with automatic internal temperature control system. Overvoltage protection: 10KV Common Mode and 6KV Differential Mode. Optic and wiring compartment can be opened with everyday tools. The light flow emitted in the upper hemisphere of the system in the horizontal position is null (in conformity with the strictest standards for the prevention of light pollution). All external screws are made of stainless steel.

Installation

The floodlight can be installed with pole-top or lateral mounting using a die-cast aluminium pole-top for end diameters of \varnothing 42/60/76 mm.

Dimension (mm)

673x327x220

Colour

Grey (15)


Weight (Kg)

9.85

Mounting

wall arm|pole-top

Complies with EN60598-1 and pertinent regulations

**Product configuration: EH66****Product characteristics**

Total lighting output [Lm]: 5900

Total power [W]: 44.9

Luminous efficacy [Lm/W]: 131.4

Life Time: 100,000h - L90 - B10 (Ta 25°C)

Life Time: 100,000h - L90 - B10 (Ta 40°C)

Ambient temperature range: from -20°C to +35°C. (*)

Total luminous flux at or above an angle of 90° [Lm]: 0

Emergency luminous flux [Lm]: /

Voltage [V]: 230

Life Time: 100,000h - L80 - B10 (Ta 25°C)

Life Time: 100,000h - L80 - B10 (Ta 40°C)

Number of optical assemblies: 1

* Preliminary data

Optical assembly Characteristics Type 1

Light Output Ratio (L.O.R.) [%]: 100

Lamp code: LED

ZVEI Code: LED

Nominal power [W]: /

Nominal luminous [Lm]: /

Lamp maximum intensity [cd]: /

Beam angle [°]: /

Number of lamps for optical assembly: 1

Socket: /

Ballast losses [W]: 4.9

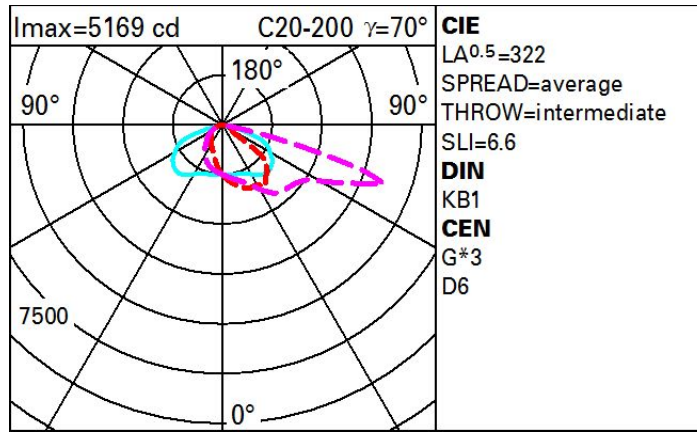
Colour temperature [K]: 3000

CRI: 70

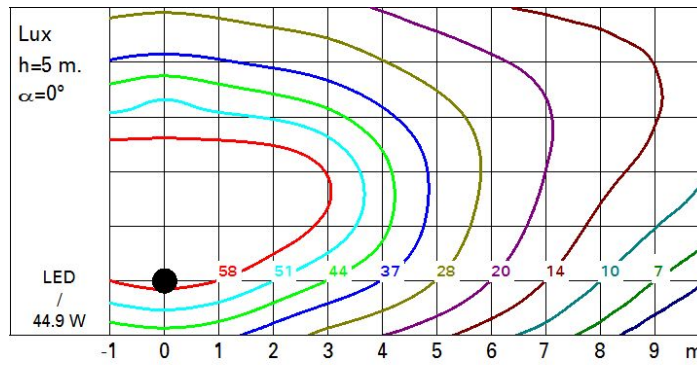
Wavelength [Nm]: /

MacAdam Step: 5

Polar



Isolux



Utilisation factors

