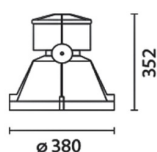


Last information update: June 2018

**Medium body spotlight without bracket - Warm White - ST1 optic****Product code**

EH42

Technical description

Outdoor luminaire with high visual comfort (G6) down light street optic, designed to use LED lamps. Painted die-cast aluminium body fitted with a 4 mm thick tempered sodium-calcium closing glass, secured to the frame. The optical assembly and the pole attachment system are made of EN1706AC 46100LF aluminium alloy, subjected to a multi-step, pre-treatment process, in which the main phases are degreasing, fluorozirconation (a protective surface film) and sealing (with a nano-structured silane layer). The painting stage consists of a primer and a liquid acrylic paint, cured at 150 °C, with a high level of weather resistance. The optical assembly is also fitted with a silicone sealed closing glass at the front to guarantee it is watertight and liquids cannot penetrate it. The frame has special slots for rainwater drainage. The luminaire is fitted with a double cable gland (M24x1,5) for pass-through wiring. MaxiWoody can be tilted on the vertical plane thanks to a bracket with a 10° step graduated scale, fitted with mechanical blocks that guarantee stable light beam aiming. Horizontal aiming is performed using a plate secured to the ground with slots and screw holes. Thanks to a decompression valve, access to the optical assembly is easy as it eliminates the internal vacuum. All the components are positioned on a single plate using captive screws so extraordinary maintenance is extremely rapid. The patented Optismart optic system comes complete with a power monochrome Neutral White LED circuit and silver aluminium reflectors. LEDs can be substituted in the lab in groups of 12. Selv electronic control gear. DALI electronic control gear. Midnight mode (100%-70%) or Bi-energy operation without external programming. Personalised Midnight programmable, fixed dimming, compatibility with flux regulators, via a special programming interface. Replaceable control gear. There is no light dispersion into the upper hemisphere above this luminaire in the horizontal position (in conformity with the strictest standards for the prevention of light pollution). All external screws are made of stainless steel.

Installation

The device can be installed in CityWoody and linear FrameWoody systems.

Dimension (mm)

Ø380x352

Colour

Grey (15)

Weight (Kg)

10.7

Mounting

wall arm|wall surface

Wiring

The product is powered by cables from a pre-wiring box with 4-pin terminal board and resistance to mains voltage spikes up to 4KV (Varistor). Product perfect watertightness is guaranteed at the power cable entry point by a double PG M24x1.5 mm cable gland made of thermoplastic material with a thrust ring and rubber gasket that together achieve a class II insulation rating.

Complies with EN60598-1 and pertinent regulations

IK08 IP67

**Product configuration: EH42****Product characteristics**

Total lighting output [Lm]: 3430
 Total power [W]: 36.3
 Luminous efficacy [Lm/W]: 94.5
 Life Time: 100,000h - L90 - B10 (Ta 25°C)
 Life Time: 90,000h - L90 - B10 (Ta 40°C)
 Ambient temperature range: from -20°C to +35°C. (*)

Total luminous flux at or above an angle of 90° [Lm]: 0
 Emergency luminous flux [Lm]: /
 Voltage [V]: -
 Life Time: 100,000h - L80 - B10 (Ta 25°C)
 Life Time: 100,000h - L80 - B10 (Ta 40°C)
 Number of optical assemblies: 1

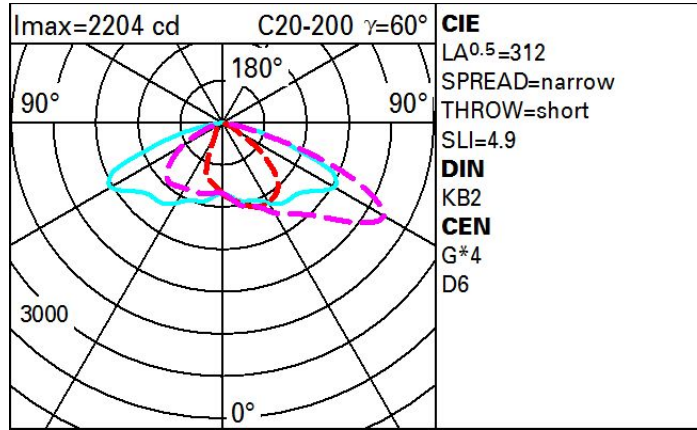
* Preliminary data

Optical assembly Characteristics Type 1

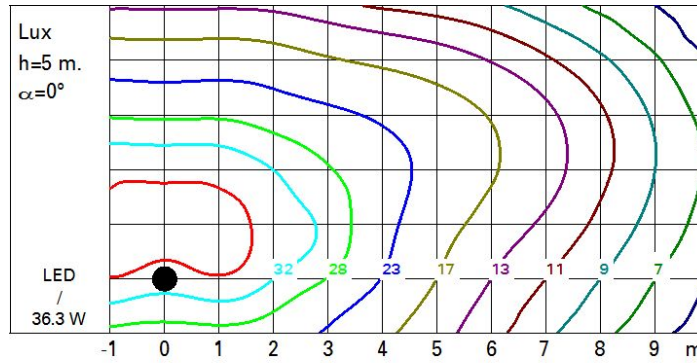
Light Output Ratio (L.O.R.) [%]: 100
 Lamp code: LED
 ZVEI Code: LED
 Nominal power [W]: /
 Nominal luminous [Lm]: /
 Lamp maximum intensity [cd]: /
 Beam angle [°]: /

Number of lamps for optical assembly: 1
 Socket: /
 Ballast losses [W]: 5.3
 Colour temperature [K]: 3000
 CRI: 70
 Wavelength [Nm]: /
 MacAdam Step: 5

Polar



Isolux



Utilisation factors

