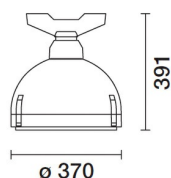


Last information update: June 2018

**Span-wire system - Warm White - STM1 optic****Product code**
EH06**Technical description**

Outdoor pendant luminaire with high visual comfort (G4) down light street optic, designed to use LED lamps. The optical assembly and the pole attachment system are made of EN1706AC 46100LF aluminium alloy, subjected to a multi-step, pre-treatment process, in which the main phases are degreasing, fluorozirconation (a protective surface film) and sealing (with a nano-structured silane layer). The painting stage consists of a primer and a liquid acrylic paint, cured at 150 °C, with a high level of weather and UV ray resistance. Can be adjusted +/-15° relative to the horizontal axis, and 360° about the vertical axis. 4 mm thick sodium-calcium glass diffuser. Optical assembly and door fixed together by a hinge and two clips, allowing tool-free opening. High level IP66 protection is guaranteed by the 50 Shore black silicone seal interposed between the two elements. Steel lid automatic retention system. Optical assembly complete with decompression valve, to clear the internal vacuum for easy opening. Complete with circuit having Neutral White monochrome LEDs and silver aluminium reflectors. LEDs can be substituted in groups of 12. DALI electronic control gear. Midnight mode (100%-70%) or Bi-energy operation without external programming. Personalised Midnight programmable, fixed dimming, compatibility with flux regulators, via a special programming interface. Control gear, connected using quick-couplings and removed using clips. Driver with automatic internal temperature control system. Replaceable control gear. Die-cast aluminium fixing system with anchoring system to stainless steel wire. Stainless steel anti-fall safety system. There is no light dispersion into the upper hemisphere above this luminaire in the horizontal position (in conformity with the strictest standards for the prevention of light pollution). All external screws are made of stainless steel.

Installation

The floodlight can be installed on wires/cables with a diameter of Ø6-Ø12mm.

Dimension (mm)

Ø370x391

Colour

Grey (15)

Weight (Kg)

10

Mounting

wall arm|ground surface|wall surface

Wiring

The product is powered by cables from a pre-wiring box with 4-pin terminal board and overvoltage protection resistance: 10KV Common Mode and 6KV Differential Mode. Product perfect watertightness at the power cable entry point is guaranteed by the PG M24x1.5 mm cable gland made of thermoplastic material, thrust ring and rubber gasket, achieving insulation class II.

Complies with EN60598-1 and pertinent regulations

IK09 IP66

**Product configuration: EH06****Product characteristics**

Total lighting output [Lm]: 10960
Total power [W]: 100.3
Luminous efficacy [Lm/W]: 109.3
Life Time: 100,000h - L90 - B10 (Ta 25°C)
Life Time: 42,000h - L90 - B10 (Ta 40°C)
Ambient temperature range: from -20°C to +35°C. (*)

* Preliminary data

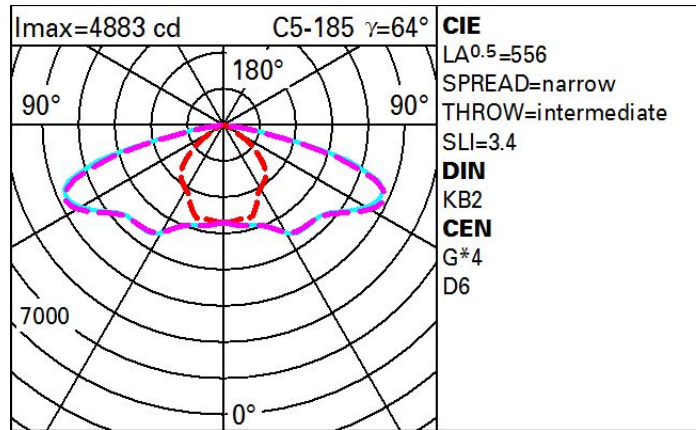
Total luminous flux at or above an angle of 90° [Lm]: 0
Emergency luminous flux [Lm]: /
Voltage [V]: -
Life Time: 100,000h - L80 - B10 (Ta 25°C)
Life Time: 100,000h - L80 - B10 (Ta 40°C)
Number of optical assemblies: 1

Optical assembly Characteristics Type 1

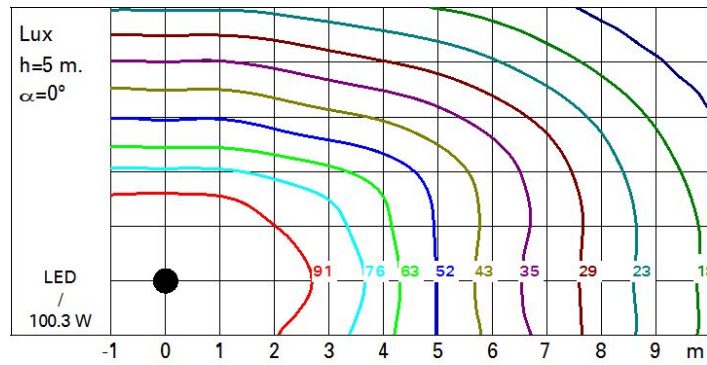
Light Output Ratio (L.O.R.) [%]: 100
Lamp code: LED
ZVEI Code: LED
Nominal power [W]: /
Nominal luminous [Lm]: /
Lamp maximum intensity [cd]: /
Beam angle [°]: /

Number of lamps for optical assembly: 1
Socket: /
Ballast losses [W]: 8.3
Colour temperature [K]: 3000
CRI: 70
Wavelength [nm]: /
MacAdam Step: 5

Polar



Isolux



Utilisation factors

