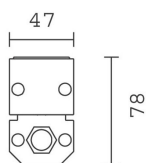


Last information update: June 2018

**Mini47 – Wall-/Ceiling-mounted – Warm White – 48 Vdc DMX512-RDM – L=1205mm – Spot optic****Product code**
EG53**Technical description**

Direct light luminaire, designed to use monochrome LED lamps, DMX512-RDM 48Vdc dimmable with searching and addressing function. Ceiling-, wall- or surface-mounted. Consists of a body and supports for installation, to be ordered separately. The body is made of extruded aluminium and includes die-cast aluminium end caps with 50/60 Shore A silicone seals. It is subjected to a multi-step, pre-treatment process, in which the main phases are degreasing, fluorozirconation (a protective surface film) and sealing (with a nano-structured silane layer). The following painting stage consists of a primer and a liquid acrylic paint, cured at 150°C, with a high level of weather and UV ray resistance. The top of the optical assembly is closed by a 3 mm thick transparent glass screen, fixed with silicone. Complete with multi-LED plate in Warm White and a 48V dc DMX512-RDM electronic driver (ballast to be ordered separately). Supplied with a double PG13.5 and outlet cables for pass-through wiring with IP68 male/female joiners. Fitted with optics with a plastic (methacrylate) lens for Spot lighting. All external screws used are made of A2 stainless steel. The luminaire technical characteristics conform to EN 60598-1 standards and particular requirements.

Installation

Accessories are available for installation, like adjustable AISI304 stainless steel wall-mounted arms.

Dimension (mm)

1205x47x77

Colour

Grey (15)

Weight (Kg)

2.55

Mounting

wall arm|wall surface|ceiling surface


Wiring

Complete with DMX-RDM 44-52Vdc control card. The product is supplied with a nickel-plated brass PG13.5 double cable gland with H07RN-F 5x1.5mm² rubber outlet cables for pass-through wiring with joiners (illegible part). Available for electrical connection and DMX-RDM control: IP68 5-pin female connector, IP68 5-pin male connector + closing cap (BZI6), and IP68 5-pin male + female connectors.

Notes

Product complete with LED lamp. DMX specifications require the insertion of a 120 Ohm terminating resistor to be placed between the DATA+ and DATA- cables of the last product in the line (BZQ7).

Complies with EN60598-1 and pertinent regulations

**Product configuration: EG53****Product characteristics**

Total lighting output [Lm]: 3848
Total power [W]: 45.9
Luminous efficacy [Lm/W]: 83.8
Life Time: 100,000h - L80 - B10 (Ta 25°C)
Ambient temperature range: from -20°C to +35°C. (*)

Total luminous flux at or above an angle of 90° [Lm]: 0
Emergency luminous flux [Lm]: /
Voltage [V]: 48
Life Time: 100,000h - L80 - B10 (Ta 40°C)
Number of optical assemblies: 1

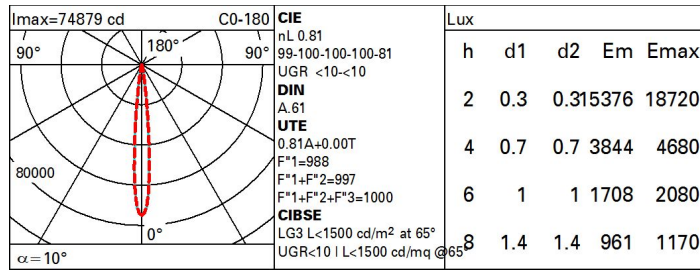
* Preliminary data

Optical assembly Characteristics Type 1

Light Output Ratio (L.O.R.) [%]: 81
Lamp code: LED
ZVEI Code: LED
Nominal power [W]: 42
Nominal luminous [Lm]: 4750
Lamp maximum intensity [cd]: /
Beam angle [°]: 10°

Number of lamps for optical assembly: 1
Socket: /
Ballast losses [W]: 3.9
Colour temperature [K]: 2700
CRI: 80
Wavelength [Nm]: /
MacAdam Step: 3

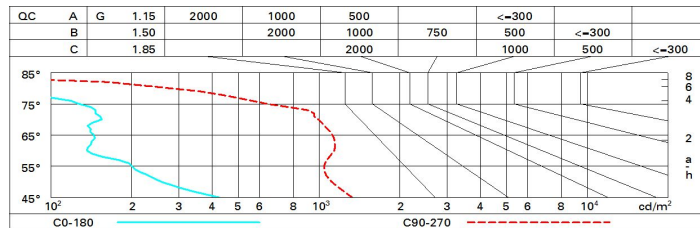
Polar



Utilisation factors

R	77	75	73	71	55	53	33	00	DRR
K0.8	73	69	66	64	68	66	65	63	78
1.0	76	73	70	68	72	70	69	67	82
1.5	80	77	75	74	76	75	74	71	88
2.0	82	81	79	78	79	78	77	75	93
2.5	84	83	81	80	81	80	79	77	95
3.0	85	84	83	82	83	82	81	79	97
4.0	86	85	85	84	84	83	82	80	99
5.0	87	86	86	85	85	84	83	81	100

Luminance curve limit



UGR diagram

Corrected UGR values (at 4750 lm bare lamp luminous flux)											
Reflect.:		0.70	0.70	0.50	0.50	0.30	0.70	0.70	0.50	0.50	0.30
ceiling/cav		0.70	0.70	0.50	0.50	0.30	0.70	0.70	0.50	0.50	0.30
walls		0.50	0.30	0.50	0.30	0.30	0.50	0.30	0.50	0.30	0.30
work pl.		0.20	0.20	0.20	0.20	0.20	0.20	0.20	0.20	0.20	0.20
Room dim		viewed crosswise					viewed endwise				
x	y										
2H	2H	-3.5	-1.5	-3.2	-1.2	-0.9	2.0	4.0	2.4	4.4	4.7
	3H	-3.4	-2.2	-3.1	-1.9	-1.6	1.9	3.2	2.3	3.5	3.8
	4H	-3.4	-2.5	-3.0	-2.2	-1.8	1.9	2.8	2.3	3.1	3.4
	6H	-3.4	-2.8	-3.0	-2.5	-2.1	1.9	2.5	2.3	2.8	3.1
	8H	-3.4	-2.7	-3.1	-2.4	-2.1	1.8	2.5	2.2	2.9	3.2
	12H	-3.5	-2.7	-3.1	-2.3	-2.0	1.7	2.6	2.1	2.9	3.3
4H	2H	-3.2	-2.3	-2.9	-2.0	-1.7	3.8	4.7	4.1	5.0	5.3
	3H	-3.2	-2.4	-2.8	-2.0	-1.7	3.6	4.4	4.0	4.8	5.2
	4H	-3.3	-2.1	-2.9	-1.7	-1.3	3.3	4.6	3.8	5.0	5.4
	6H	-3.6	-1.8	-3.1	-1.4	-0.9	3.0	4.8	3.5	5.3	5.8
	8H	-3.7	-1.8	-3.2	-1.3	-0.8	2.9	4.9	3.4	5.3	5.8
	12H	-3.8	-1.9	-3.3	-1.4	-0.9	2.8	4.8	3.3	5.2	5.7
8H	4H	-3.7	-1.8	-3.2	-1.3	-0.8	3.1	5.0	3.5	5.5	6.0
	6H	-3.7	-2.1	-3.2	-1.6	-1.1	3.0	4.6	3.5	5.1	5.6
	8H	-3.6	-2.4	-3.1	-1.9	-1.4	3.1	4.3	3.6	4.8	5.3
	12H	-3.5	-2.8	-3.0	-2.3	-1.8	3.2	3.9	3.8	4.4	4.9
12H	4H	-3.8	-1.9	-3.3	-1.4	-0.9	3.0	4.9	3.5	5.4	5.9
	6H	-3.6	-2.4	-3.1	-1.9	-1.4	3.1	4.3	3.6	4.8	5.3
	8H	-3.5	-2.8	-3.0	-2.3	-1.8	3.2	3.9	3.8	4.4	4.9
Variations with the observer position at spacing:											
S =	1.0H	3.5 / -5.1					1.1 / -1.4				
	1.5H	5.7 / -6.3					2.0 / -0.9				
	2.0H	7.4 / -6.7					3.5 / -4.9				