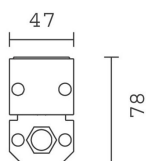


Last information update: June 2018

**Mini47 – Wall-/Ceiling-mounted – RGBW – 48 Vdc DMX512-RDM – L=611mm – Wall Grazing WideFlood optic****Product code**

EG36

Technical description

Direct light luminaire, designed to use RGBW LED lamps, DMX512-RDM 48Vdc dimmable with searching and addressing function. Ceiling-, wall- or surface-mounted. Consists of a body and supports for installation, to be ordered separately. The body is made of extruded aluminium and includes die-cast aluminium end caps with 50/60 Shore A silicone seals. It is subjected to a multi-step, pre-treatment process, in which the main phases are degreasing, fluorozirconation (a protective surface film) and sealing (with a nano-structured silane layer). The following painting stage consists of a primer and a liquid acrylic paint, cured at 150°C, with a high level of weather and UV ray resistance. The top of the optical assembly is closed by a 3 mm thick transparent glass screen, fixed with silicone. Complete with multi-LED plate in RGBW colour and a 48V dc DMX512-RDM electronic driver (ballast to be ordered separately). Supplied with a double PG13.5 and outlet cables for pass-through wiring with IP68 male/female joiners. Fitted with a PMMA diffusing filter and optics with a plastic (methacrylate) lens for Wall Grazing WideFlood lighting. All external screws used are made of A2 stainless steel. The luminaire technical characteristics conform to EN 60598-1 standards and particular requirements.

Installation

Accessories are available for installation, like adjustable AISI304 stainless steel wall-mounted arms.

Dimension (mm)

611x47x77

Colour

Grey (15)

Weight (Kg)

1.82

Mounting

wall arm|wall surface|ceiling surface


Wiring

Complete with DMX-RDM 44-52Vdc control card. The product is supplied with a nickel-plated brass PG13.5 double cable gland with H07RN-F 5x1.5mm² rubber outlet cables for pass-through wiring with joiners (illegible part). Available for electrical connection and DMX-RDM control: IP68 5-pin female connector, IP68 5-pin male connector + closing cap (BZI6), and IP68 5-pin male + female connectors.

Notes

Product complete with LED lamp. DMX specifications require the insertion of a 120 Ohm terminating resistor to be placed between the DATA+ and DATA- cables of the last product in the line (BZQ7).

Complies with EN60598-1 and pertinent regulations

**Product configuration: EG36****Product characteristics**

Total lighting output [Lm]: 667
 Total power [W]: 26.6
 Luminous efficacy [Lm/W]: 25.1
 Life Time: 70,000h - L80 - B10 (Ta 25°C)
 Ambient temperature range: from -20°C to +35°C. (*)

* Preliminary data

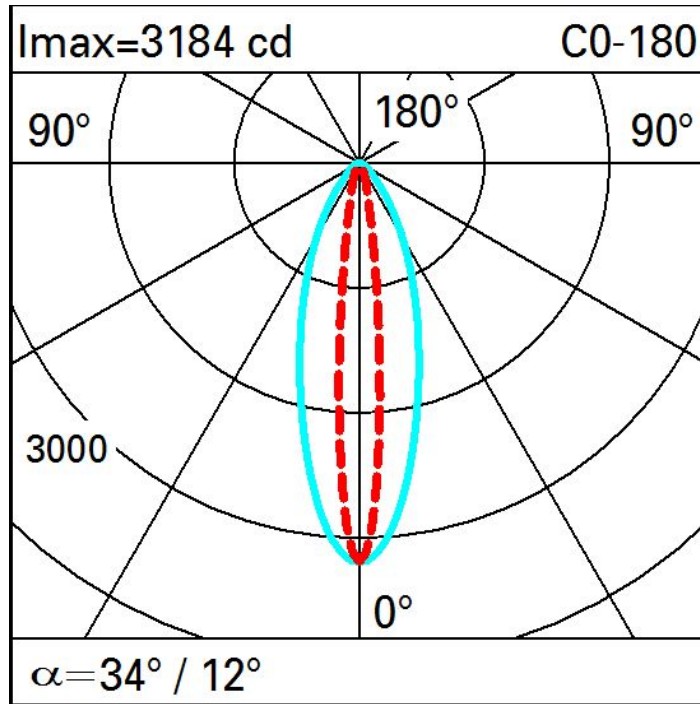
Total luminous flux at or above an angle of 90° [Lm]: 0
 Emergency luminous flux [Lm]: /
 Voltage [V]: 48
 Life Time: 59,000h - L80 - B10 (Ta 40°C)
 Number of optical assemblies: 1

Optical assembly Characteristics Type 1

Light Output Ratio (L.O.R.) [%]: 46
 Lamp code: LED
 ZVEI Code: LED
 Nominal power [W]: 23
 Nominal luminous [Lm]: 1450
 Lamp maximum intensity [cd]: /
 Beam angle [°]: /

Number of lamps for optical assembly: 1
 Socket: /
 Ballast losses [W]: 3.6
 Colour temperature [K]: /
 CRI: /
 Wavelength [Nm]: /
 MacAdam Step: /

Polar



Illuminances

Lux		Wall distance = 1m														
3																
		0.1	0.2	0.4	1	3	4	3	1	0.4	0.2	0.1				
2		0.4	0.8	2	3	5	6	5	3	2	0.8	0.4				
		0.7	1	2	4	6	8	6	4	2	1	0.7				
1		0.9	1	2	4	6	7	6	4	2	1	0.9				
		1.0	2	3	4	5	6	5	4	3	2	1.0				
0																
	m	-2	-1	0	1	2	3									