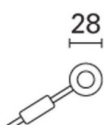



Last information update: June 2018

**Ledplus - stainless steel frame****Product code**

ED70

Technical description

Protruding wall/floor recessed lighting fitting designed for white one-colour LED light sources with safety low voltage (insulation Class III) for the production of floor washing light effects. The round body is 28 mm in diameter. It is made of high-resistance thermoplastic material with extraclear sodium-line surface glass with no visible screws. The fitting is fixed to the outer casing by means of special retention springs for anchoring purposes. A stainless-steel top collar flush with the surface is fixed to the outer casing. In order to wire the product an A2 stainless-steel cable and an outgoing power-supply cord (L = 300 mm) type H05RNF 2x1 mm² are used. The cable is equipped with an anti-transpiration device (IP67 Patented) made up of a resin-coated gasket located along the power-supply cord. Two different types of outer casings are available for installation. They can be ordered separately from the optical assembly and come complete with closing plug. You can choose between a diecast-aluminium barrel-shaped outer casing for wall/floor installation and a plastic cylindrical outer casing for wall/floor installation. Easy installation and perfect flush application are ensured by two different types of adapters made of polypropylene thermoplastic material for barrel-shaped or cylindrical outer casings respectively. The fitting permits creating preset light scenes by means of the control device Effect Equalizer. The unit made up of glass, optical assembly and outer casing ensures resistance to 500-kg static load with protection degree IP68 IK10. Maximum glass surface temperature is lower than 40°C.

Installation

The product is fixed to the outer casing by special locking springs and no tools are needed for installation. The fitting can be easily inspected and it makes the replacement of the LED circuit or the introduction of accessories possible. It can be recessed into the wall or floor by an installation outer casing.

Dimension (mm)

Ø28x68

Colour

Steel (13)

Weight (Kg)

0.2

Mounting

wall recessed|Floor recessed


Wiring

Available ballasts: traditional, for DIN bar (1-10W, 20-30W, 60-120W), water-tight resin-coated. The product comes complete with an outgoing power-supply cord (L = 300 mm) H05RNF 2x1 mm² type and an electronic plate with LED 24V DC. To be ordered separately.

Notes

Fitting complete with lamp.

Complies with EN60598-1 and pertinent regulations

**Product characteristics**

Total lighting output [Lm]: 5
 Total power [W]: 0.25
 Luminous efficacy [Lm/W]: 20.0
 Ambient temperature range: from -20°C to +35°C. (*)

Total luminous flux at or above an angle of 90° [Lm]: 0
 Emergency luminous flux [Lm]: /
 Voltage [V]: -
 Number of optical assemblies: 1

* Preliminary data

Optical assembly Characteristics Type 1

Light Output Ratio (L.O.R.) [%]: /
 Lamp code: /
 ZVEI Code: LED
 Nominal power [W]: 0.25
 Nominal luminous [Lm]: 5
 Lamp maximum intensity [cd]: /
 Beam angle [°]: /

Number of lamps for optical assembly: 1
 Socket: /
 Ballast losses [W]: /
 Colour temperature [K]: 3000
 CRI: 80
 Wavelength [Nm]: /
 MacAdam Step: /