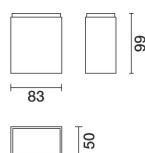


Last information update: May 2018



**Ceiling-mounted Laser Blade InOut, Warm White LED, Flood optic**

**Product code**  
E882

**Technical description**

Dual optic element, outdoor rectangular, ceiling-mounted luminaire with Warm White LED lamps and a fixed Flood optic. Consists of an optical assembly (rectangular), an upper base, a glass cover, and a ceiling plate. The optical assembly and upper base are made of aluminium alloy and are subjected to a multi-step, pre-treatment process, in which the main phases are degreasing, fluorozirconation (a protective surface film) and sealing (with a nano-structured silane layer). The following painting stage consists of a primer and a liquid acrylic paint, cured at 150°C, with a high level of weather and UV ray resistance. AISI 304 stainless steel ceiling fixing plate. The tempered sodium-calcium sealing glass is transparent, with black serigraphy on the edge, 3mm thick and joined to the optical assembly with silicone. There are silicone seals between the upper base and the optical assembly too. Metallised, thermoplastic, high definition optic, integrated in a rear position in the black, anti-glare screen. Single cable entrance via black polyamide PG11 cable clamp, suitable for  $\varnothing$  6.5÷11mm cables. Connection with three fast-coupling terminals. Possibility to use unipolar cables with 2.4÷3.4mm diameter ( 1-2,5mm<sup>2</sup>) All external screws used are made of A2 stainless steel.

**Installation**

For ceiling-mounting using the special stainless steel plate. Secure using screw anchors for concrete, cement and solid brick.

**Dimension (mm)**

83x50x99

**Colour**

Black/White (47) | Grey/Black (74)

**Weight (Kg)**

0.75

**Mounting**

ceiling surface

**Wiring**

Complete with built-in electronic ballast (220÷240V ac 50/60Hz).

Complies with EN60598-1 and pertinent regulations



**Product configuration: E882**

**Product characteristics**

Total lighting output [Lm]: 276.8  
Total power [W]: 5.7  
Luminous efficacy [Lm/W]: 48.6  
Life Time: 50,000h - L90 - B10 (Ta 25°C)  
Number of optical assemblies: 1

Total luminous flux at or above an angle of 90° [Lm]: 0  
Emergency luminous flux [Lm]: /  
Voltage [V]: -  
Ambient temperature range: from -20°C to +35°C. (\*)

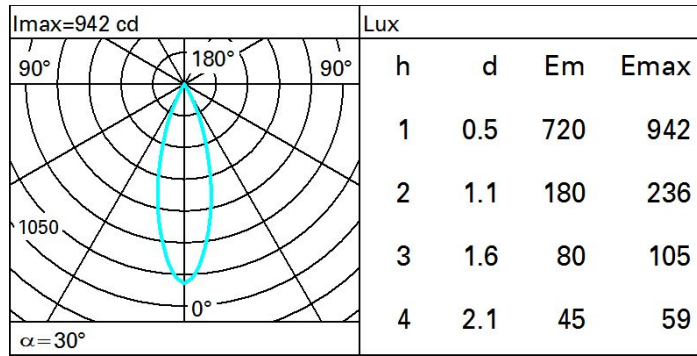
\* Preliminary data

**Optical assembly Characteristics Type 1**

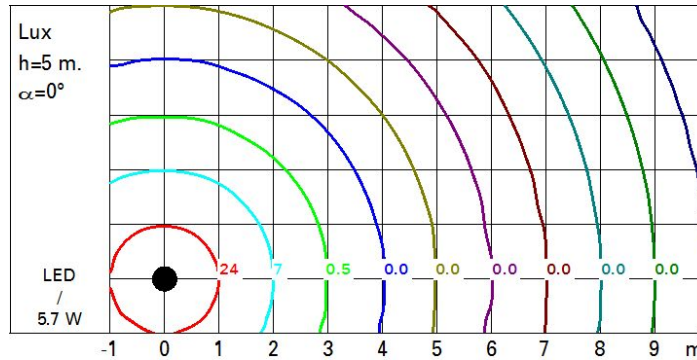
Light Output Ratio (L.O.R.) [%]: 73  
Lamp code: LED  
ZVEI Code: LED  
Nominal power [W]: 4.2  
Nominal luminous [Lm]: 380  
Lamp maximum intensity [cd]: /  
Beam angle [°]: 30°

Number of lamps for optical assembly: 1  
Socket: /  
Ballast losses [W]: 1.5  
Colour temperature [K]: 3000  
CRI: 90  
Wavelength [Nm]: /  
MacAdam Step: 3

**Polar**



**Isolux**



**UGR diagram**

Corrected UGR values (at 380 lm bare lamp luminous flux)											
Reflect.:		Viewed crosswise					viewed endwise				
ceiling	cav	0.70	0.70	0.50	0.50	0.30	0.70	0.70	0.50	0.50	0.30
walls		0.50	0.30	0.50	0.30	0.30	0.50	0.30	0.50	0.30	0.30
work pl.		0.20	0.20	0.20	0.20	0.20	0.20	0.20	0.20	0.20	0.20
Room dim											
x	y										
2H	2H	-2.6	-2.0	-2.3	-1.8	-1.6	-2.6	-2.0	-2.3	-1.8	-1.6
	3H	-2.6	-2.1	-2.3	-1.8	-1.6	-2.7	-2.2	-2.3	-1.9	-1.6
	4H	-2.6	-2.2	-2.3	-1.9	-1.6	-2.7	-2.3	-2.4	-2.0	-1.7
	6H	-2.6	-2.2	-2.3	-1.9	-1.6	-2.8	-2.4	-2.4	-2.1	-1.7
	8H	-2.6	-2.2	-2.2	-1.9	-1.5	-2.8	-2.4	-2.4	-2.1	-1.8
	12H	-2.6	-2.2	-2.2	-1.9	-1.5	-2.8	-2.5	-2.5	-2.1	-1.8
4H	2H	-2.7	-2.3	-2.4	-2.0	-1.7	-2.6	-2.2	-2.3	-1.9	-1.6
	3H	-2.7	-2.3	-2.3	-2.0	-1.6	-2.6	-2.3	-2.3	-1.9	-1.6
	4H	-2.7	-2.4	-2.3	-2.0	-1.6	-2.7	-2.4	-2.3	-2.0	-1.6
	6H	-2.7	-2.4	-2.2	-2.0	-1.5	-2.7	-2.4	-2.3	-2.0	-1.6
	8H	-2.6	-2.4	-2.2	-1.9	-1.5	-2.8	-2.5	-2.3	-2.1	-1.6
	12H	-2.6	-2.4	-2.1	-1.9	-1.5	-2.8	-2.6	-2.3	-2.1	-1.7
8H	4H	-2.8	-2.5	-2.3	-2.1	-1.6	-2.6	-2.4	-2.2	-1.9	-1.5
	6H	-2.7	-2.5	-2.2	-2.0	-1.5	-2.6	-2.4	-2.2	-2.0	-1.5
	8H	-2.6	-2.4	-2.1	-2.0	-1.5	-2.6	-2.4	-2.1	-2.0	-1.5
	12H	-2.5	-2.4	-2.0	-1.9	-1.4	-2.6	-2.5	-2.1	-2.0	-1.5
12H	4H	-2.8	-2.6	-2.3	-2.1	-1.7	-2.6	-2.4	-2.1	-1.9	-1.5
	6H	-2.7	-2.5	-2.2	-2.1	-1.6	-2.6	-2.4	-2.1	-1.9	-1.4
	8H	-2.6	-2.5	-2.1	-2.0	-1.5	-2.5	-2.4	-2.0	-1.9	-1.4
Variations with the observer position at spacing:											
S =		1.0H		5.5 / -4.3				5.5 / -4.3			
		1.5H		8.2 / -4.8				8.2 / -4.8			
		2.0H		10.2 / -5.0				10.2 / -5.0			