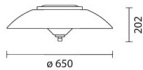


Last information update: May 2018



Pole-mounted system for urban and residential parks and gardens.

Product code
E206

Technical description

Outdoor luminaire with a symmetrical optic, designed to use LED lamps. Version with cut-off that eliminates skyward flux dispersion. The optical assembly and the pole attachment system are made of EN1706AC 46100LF aluminium alloy and subjected to a multi-step, pre-treatment process, in which the main phases are degreasing, fluorozirconation (a protective surface film) and sealing (with a nano-structured silane layer). The painting stage consists of a primer and a liquid acrylic paint, cured at 150 °C, with a high level of weather and UV ray resistance. Diffuser made of shockproof, UV-stabilised injection moulded polycarbonate. Complete with circuit fitted with monochrome LEDs. Optical assembly consisting of an anodized super-pure aluminium upper reflector, a methacrylate lens and a lower reflector made of metallised PC. Replaceable LEDs and driver. Electronic selv driver with automatic internal temperature control system. All external screws are made of stainless steel.

Installation

The spotlight can be installed with a pole-top mounting on poles with \varnothing 60mm and 76mm end part using X102 and X126 accessories. Secured to the pole by two bolts.

Dimension (mm)
Ø650x202

Colour
Grey (15)

Weight (Kg)
4.89

Mounting
pole-top


Wiring

The product is supplied wired and with an outlet cable 1500mm long.

Notes

Oversvoltage protection: 4KV Common Mode, 4KV Differential Mode

Complies with EN60598-1 and pertinent regulations



Product configuration: E206

Product characteristics

Total lighting output [Lm]: 3180
Total power [W]: 31.2
Luminous efficacy [Lm/W]: 101.9
Life Time: 55,000h - L90 - B10 (Ta 25°C)
Ambient temperature range: from -20°C to +35°C. (*)

Total luminous flux at or above an angle of 90° [Lm]: 0
Emergency luminous flux [Lm]: /
Voltage [V]: -
Life Time: 100,000h - L80 - B10 (Ta 25°C)
Number of optical assemblies: 1

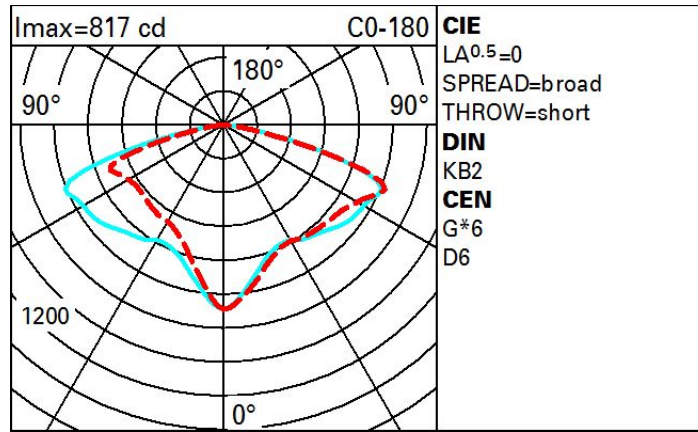
* Preliminary data

Optical assembly Characteristics Type 1

Light Output Ratio (L.O.R.) [%]: 100
Lamp code: LED
ZVEI Code: LED
Nominal power [W]: /
Nominal luminous [Lm]: /
Lamp maximum intensity [cd]: /
Beam angle [°]: /

Number of lamps for optical assembly: 1
Socket: /
Ballast losses [W]: 4.2
Colour temperature [K]: 4000
CRI: 80
Wavelength [Nm]: /
MacAdam Step: 2

Polar



Isolux

