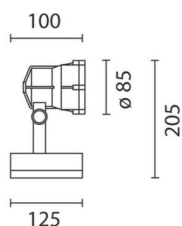


Last information update: May 2018

**Spotlight with base - Warm White Led - integrated electronic control gear - Flood optic****Product code**
E201**Technical description**

Spotlight designed to use LED lamps and a flood optic. Consists of an optical assembly and a base. The optical assembly, arm, base and frame holder are made of EN1706AC 46100LF aluminium alloy and subjected to a multi-step, pre-treatment process, in which the main phases are degreasing, fluorozirconation (a protective surface film) and sealing (with a nano-structured silane layer). The following painting stage consists of a primer and a liquid acrylic paint, cured at 150 °C, with a high level of weather and UV ray resistance. The 4 mm thick, tempered, sodium-calcium, closing glass is colourless, transparent and secured with captive screws. The 50/60 Shore A silicone seal has been subject to post-cooling treatment, in an oven, for 4-6 hours at 200 °C. The optical assembly allows vertical and horizontal adjustments, with the possibility of locking the adjustment for aiming, and it has slots in the frame for rainwater drainage. Optic with an interchangeable PMMA lens complete with captive screws. Complete with Warm White colour monochrome LED circuit. The cable gland for connecting the wiring assembly to the lamp assembly is made of M11x1 stainless steel. For the power supply, the device is fitted with a black polyamide PG11 cable gland, suitable for 6.5 to 11.5 mm cables. All external screws used are made of A2 stainless steel.

Installation

The luminaire can be floor, ceiling or wall-mounted using either screw anchors for concrete, cement and solid brick or various other available accessories.

Dimension (mm)

Ø85x205

Colour

Black (04) | Grey (15)

Weight (Kg)

1.05

Mounting

wall arm|wall surface|ground anchored|ground spike|ceiling surface

Wiring

Control gear complete with electronic ballast (220÷240Vac 50/60Hz)

Complies with EN60598-1 and pertinent regulations



IK08

IP66

**Product configuration: E201****Product characteristics**

Total lighting output [Lm]: 493
Total power [W]: 10.7
Luminous efficacy [Lm/W]: 46.1
Life Time: 100,000h - L80 - B10 (Ta 25 °C)
Ambient temperature range: from -20 °C to +35 °C. (*)

* Preliminary data

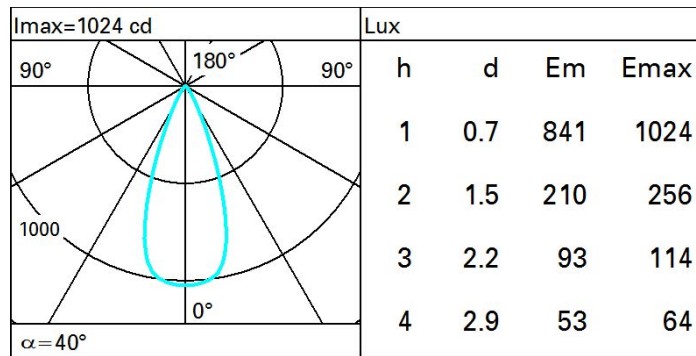
Total luminous flux at or above an angle of 90° [Lm]: 0
Emergency luminous flux [Lm]: /
Voltage [V]: -
Life Time: 50,000h - L80 - B10 (Ta 40 °C)
Number of optical assemblies: 1

Optical assembly Characteristics Type 1

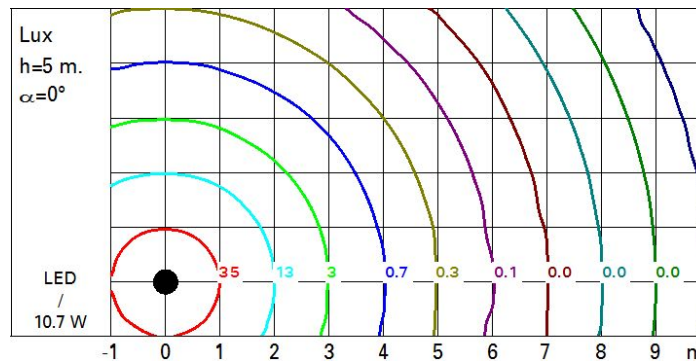
Light Output Ratio (L.O.R.) [%]: 65
Lamp code: LED
ZVEI Code: LED
Nominal power [W]: 8
Nominal luminous [Lm]: 760
Lamp maximum intensity [cd]: /
Beam angle [°]: 40°

Number of lamps for optical assembly: 1
Socket: /
Ballast losses [W]: 2.7
Colour temperature [K]: 3000
CRI: 80
Wavelength [nm]: /
MacAdam Step: 3

Polar



Isolux



UGR diagram

Corrected UGR values (at 700 lm bare lamp luminous flux)											
Reflect.:											
ceiling	cav	0.70	0.70	0.50	0.50	0.30	0.70	0.70	0.50	0.50	0.30
walls		0.50	0.30	0.50	0.30	0.30	0.50	0.30	0.50	0.30	0.30
work pl.		0.20	0.20	0.20	0.20	0.20	0.20	0.20	0.20	0.20	0.20
Room dim		viewed					viewed				
x	y	crosswise					endwise				
2H	2H	12.6	13.2	12.9	13.4	13.7	12.6	13.2	12.9	13.4	13.7
	3H	12.5	13.1	12.8	13.3	13.6	12.5	13.1	12.8	13.3	13.6
	4H	12.4	13.0	12.8	13.2	13.5	12.5	13.0	12.8	13.3	13.6
	6H	12.4	12.8	12.7	13.1	13.5	12.4	12.9	12.7	13.2	13.5
	8H	12.3	12.8	12.7	13.1	13.4	12.4	12.8	12.7	13.1	13.5
	12H	12.3	12.7	12.7	13.1	13.4	12.3	12.8	12.7	13.1	13.4
4H	2H	12.5	13.0	12.8	13.3	13.6	12.4	13.0	12.8	13.2	13.5
	3H	12.4	12.8	12.8	13.1	13.5	12.4	12.8	12.7	13.1	13.5
	4H	12.3	12.7	12.7	13.0	13.4	12.3	12.7	12.7	13.0	13.4
	6H	12.2	12.5	12.6	12.9	13.4	12.2	12.5	12.6	12.9	13.4
	8H	12.2	12.5	12.6	12.9	13.3	12.2	12.5	12.6	12.9	13.3
	12H	12.1	12.4	12.6	12.8	13.3	12.1	12.4	12.6	12.8	13.3
8H	4H	12.2	12.5	12.6	12.9	13.3	12.2	12.5	12.6	12.9	13.3
	6H	12.1	12.3	12.5	12.8	13.2	12.1	12.3	12.5	12.8	13.2
	8H	12.0	12.2	12.5	12.7	13.2	12.0	12.2	12.5	12.7	13.2
	12H	12.0	12.2	12.5	12.6	13.2	12.0	12.2	12.5	12.6	13.2
12H	4H	12.1	12.4	12.6	12.8	13.3	12.1	12.4	12.6	12.8	13.3
	6H	12.0	12.2	12.5	12.7	13.2	12.0	12.2	12.5	12.7	13.2
	8H	12.0	12.2	12.5	12.6	13.2	12.0	12.2	12.5	12.6	13.2
Variations with the observer position at spacing:											
S =	1.0H	3.6 / -5.2					3.6 / -5.2				
	1.5H	6.2 / -8.2					6.2 / -8.2				
	2.0H	8.2 / -11.1					8.2 / -11.1				