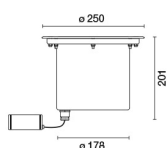


Last information update: May 2018

**Floor recessed Earth D=250mm - Neutral white - Flood optic - DALI****Product code**

E167

Technical description

Floor or ground-recessed luminaire designed to use white monochrome LED lamps, a fixed optic and a built-in dimmable DALI electronic ballast. The round frame measures $D = 250$ mm, the body and frame are made of AISI 304 stainless steel and the extra-clear, sodium - calcium tempered glass cover is 15mm thick. The stainless steel body is painted black. The luminaire is fixed to the outer casing using two Torx type securing screws. It also comes complete with an LED circuit, an aluminium OPTIBEAM reflector and a black plastic cover. An external black plastic box (PPS) contains the control gear. The product's wiring system features an A2 stainless steel cable gland with a 1200 mm long A07RNF type 4×1 mm² output power cable. The cable is equipped with an anti-transpiration device (IP68) that consists of a silicone-coated joint located on the power cable and positioned in the control gear box. An outer casing is available for installation and can be ordered separately from the plastic optic assembly. The glass unit, optical assembly, frame and outer casing together guarantee a maximum static load resistance of 5000 kg. The maximum surface temperature of the glass is less than 40°C.

Installation

The product is fixed to the outer casing using two Torx type securing screws. The unit can be floor-recessed using the outer casing for installation or ground-recessed without the outer casing.

Dimension (mm)

Ø250x201

Colour

Steel (13)

Weight (Kg)

4.5

Mounting

Floor recessed|ground recessed

Wiring

Product complete with 220÷240V ac DALI dimmable electronic control gear, positioned in a box separated by the optical assembly and outlet cable.

Notes

IP68 rating on both the product and the cable using IP68 connectors * The product is not suitable for installation in swimming pools and fountains. Overvoltage protection: 4kV Common Mode, 3.5kV Differential Mode

Complies with EN60598-1 and pertinent regulations



IK10



IP68

Immersione completa per periodi limitati, non idoneo in piscine e fontane.



The lighting fixtures were designed and tested to withstand a static load of up to 50000 N and to resist drive-over stress. The fixtures may not be installed in areas where snowplows are used, or where the drive-over speed exceeds 50 km/h.

Product configuration: E167**Product characteristics**

Total lighting output [Lm]: 3556.5

Total power [W]: 32.7

Luminous efficacy [Lm/W]: 108.8

Life Time: 100,000h - L80 - B10 (Ta 25°C)

Ambient temperature range: from -20°C to +35°C. (*)

Total luminous flux at or above an angle of 90° [Lm]: 3556.5

Emergency luminous flux [Lm]: /

Voltage [V]: -

Life Time: 100,000h - L80 - B10 (Ta 40°C)

Number of optical assemblies: 1

* Preliminary data

Optical assembly Characteristics Type 1

Light Output Ratio (L.O.R.) [%]: 81

Lamp code: LED

ZVEI Code: LED

Nominal power [W]: 27

Nominal luminous [Lm]: 4400

Lamp maximum intensity [cd]: /

Beam angle [°]: 32°

Number of lamps for optical assembly: 1

Socket: /

Ballast losses [W]: 5.7

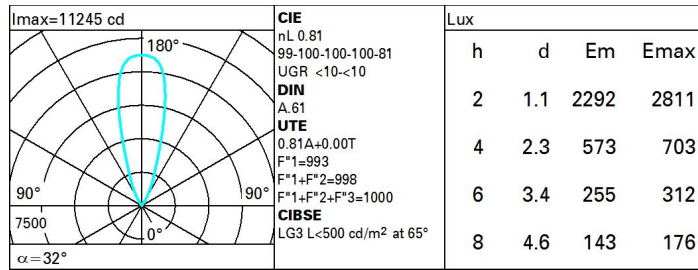
Colour temperature [K]: 4000

CRI: 80

Wavelength [Nm]: /

MacAdam Step: 2

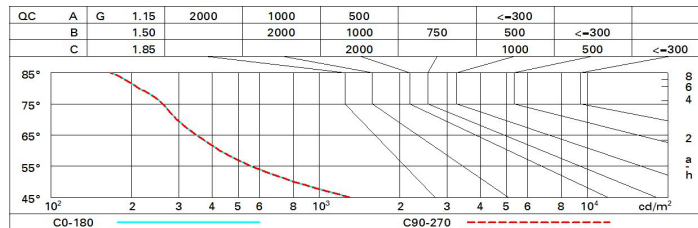
Polar



Utilisation factors

R	77	75	73	71	55	53	33	00	DRR
K0.8	73	69	66	64	68	66	66	63	78
1.0	76	73	70	68	72	70	69	67	83
1.5	80	77	75	74	76	75	74	71	88
2.0	82	80	79	78	79	78	77	75	93
2.5	84	82	81	80	81	80	79	77	96
3.0	85	84	83	82	83	82	81	79	98
4.0	86	85	85	84	84	83	82	80	99
5.0	86	86	85	85	85	84	83	81	100

Luminance curve limit



UGR diagram

Corrected UGR values (at 4400 lm bare lamp luminous flux)											
Reflect.:		0.70	0.70	0.50	0.50	0.30	0.70	0.70	0.50	0.50	0.30
ceiling/cav		0.70	0.70	0.50	0.50	0.30	0.70	0.70	0.50	0.50	0.30
walls		0.50	0.30	0.50	0.30	0.30	0.50	0.30	0.50	0.30	0.30
work pl.		0.20	0.20	0.20	0.20	0.20	0.20	0.20	0.20	0.20	0.20
Room dim		viewed crosswise					viewed endwise				
x	y										
2H	2H	2.6	3.1	2.9	3.4	3.6	2.6	3.1	2.9	3.4	3.6
	3H	2.6	3.1	2.9	3.3	3.6	2.5	3.0	2.8	3.3	3.5
	4H	2.6	3.0	2.9	3.3	3.6	2.5	2.9	2.8	3.2	3.5
	6H	2.5	2.9	2.9	3.2	3.6	2.4	2.8	2.8	3.1	3.5
	8H	2.5	2.9	2.9	3.2	3.5	2.4	2.8	2.7	3.1	3.4
	12H	2.5	2.8	2.8	3.2	3.5	2.3	2.7	2.7	3.0	3.4
4H	2H	2.5	2.9	2.8	3.2	3.5	2.6	3.0	2.9	3.3	3.6
	3H	2.5	2.8	2.8	3.2	3.5	2.5	2.9	2.9	3.2	3.6
	4H	2.4	2.8	2.8	3.1	3.5	2.4	2.8	2.8	3.1	3.5
	6H	2.4	2.7	2.8	3.1	3.5	2.4	2.7	2.8	3.1	3.5
	8H	2.4	2.7	2.8	3.1	3.5	2.4	2.6	2.8	3.0	3.5
	12H	2.4	2.6	2.8	3.0	3.5	2.3	2.6	2.8	3.0	3.4
8H	4H	2.4	2.6	2.8	3.0	3.5	2.4	2.7	2.8	3.1	3.5
	6H	2.3	2.6	2.8	3.0	3.5	2.4	2.6	2.8	3.0	3.5
	8H	2.3	2.5	2.8	3.0	3.5	2.3	2.5	2.8	3.0	3.5
	12H	2.3	2.5	2.8	2.9	3.5	2.3	2.4	2.8	2.9	3.5
12H	4H	2.3	2.6	2.8	3.0	3.4	2.4	2.6	2.8	3.0	3.5
	6H	2.3	2.5	2.8	3.0	3.5	2.3	2.5	2.8	3.0	3.5
	8H	2.3	2.4	2.8	2.9	3.5	2.3	2.5	2.8	2.9	3.5
Variations with the observer position at spacing:											
S =	1.0H	5.5 / -5.4					5.5 / -5.4				
	1.5H	8.2 / -6.3					8.2 / -6.3				
	2.0H	10.2 / -6.8					10.2 / -6.8				