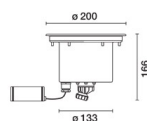



Last information update: May 2018

**Recessed floor-standing Earth D=200mm - Warm White - Adjustable Super Spot optic - DALI****Product code**

E141

Technical description

Recessed luminaire applicable to the floor or ground, designed for fitting monochrome white LED sources, for illumination, adjustable optic, with DALI dimmable incorporated electronic control gear. The round frame has a diameter D=200 mm; the body and frame are made of AISI 304 stainless steel with sodium-calcium extra clear glass, thickness 15 mm. Stainless steel body coated with black paint. The luminaire is secured to the outer casing by means of two TORX-type screws that ensure proper anchoring. Inclusive of LED circuit, methacrylate lens and black plastic cover. The luminaire is supplied with an external orientation system (patent pending), without having to open the product, inclusive of double graduated scale: 0-30° with respect to horizontal plane and ±90° with respect to vertical axis. Black plastic (PPS) external box containing the power supply unit. The product is wired using an A2 stainless steel cable gland, with type A07RNF 4x1 mm² outgoing power cord having L=1200 mm. The cable is equipped with an anti-transpiration device (IP68) consisting of a silicone seal placed on the power cable and housed inside the power supply box. The outer casing for installation can be ordered separately from the plastic optical assembly. The assembly made up of the frame, optical assembly and outer casing guarantees 5000 kg resistance to static loads. Maximum glass surface temperature is lower than 40°C.

Installation

The product is secured to the outer casing by means of two TORX-type screws. The luminaire can be installed recessed, floor-standing, using an outer casing or on the ground without outer casing.

Dimension (mm)

Ø200x166

Colour

Steel (13)

Weight (Kg)

3.4

Mounting

Floor recessed|ground recessed

Wiring

Product inclusive of 220-240 VAC DALI dimmable electronic control gear positioned in a separate box from the optical assembly and with outgoing cable.

Notes

IP68 degree of protection on the product and cable when using IP68 connectors * The product is not suitable for installation in swimming pools and fountains. Overvoltage protection: 4KV Common mode, 3,5KV differenzial mode

Complies with EN60598-1 and pertinent regulations



IK10



IP68

Immersione completa per periodi limitati, non idoneo in piscine e fontane.



The lighting fixtures were designed and tested to withstand a static load of up to 50000 N and to resist drive-over stress. The fixtures may not be installed in areas where snowplows are used, or where the drive-over speed exceeds 50 km/h.

Product configuration: E141**Product characteristics**

Total lighting output [Lm]: 385
Total power [W]: 7.8
Luminous efficacy [Lm/W]: 49.3
Ambient temperature range: from -20°C to +35°C. (*)

Total luminous flux at or above an angle of 90° [Lm]: 385
Emergency luminous flux [Lm]: /
Voltage [V]: -
Number of optical assemblies: 1

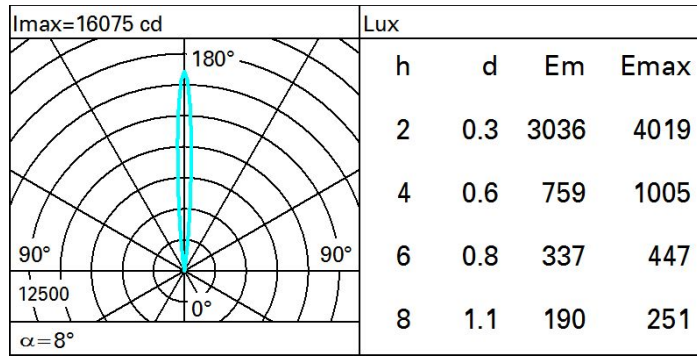
* Preliminary data

Optical assembly Characteristics Type 1

Light Output Ratio (L.O.R.) [%]: 52
Lamp code: LED
ZVEI Code: LED
Nominal power [W]: 7.8
Nominal luminous [Lm]: 740
Lamp maximum intensity [cd]: /
Beam angle [°]: 8°

Number of lamps for optical assembly: 1
Socket: /
Ballast losses [W]: 0
Colour temperature [K]: 3000
CRI: 80
Wavelength [nm]: /
MacAdam Step: 3

Polar



UGR diagram

Corrected UGR values (at 740 lm bare lamp luminous flux)											
Reflect.:		viewed crosswise					viewed endwise				
ceiling/cav		0.70	0.70	0.50	0.50	0.30	0.70	0.70	0.50	0.50	0.30
walls		0.50	0.30	0.50	0.30	0.30	0.50	0.30	0.50	0.30	0.30
work pl.		0.20	0.20	0.20	0.20	0.20	0.20	0.20	0.20	0.20	0.20
Room dim											
x	y										
2H	2H	-4.0	-2.0	-3.6	-1.7	-1.4	-4.0	-2.0	-3.6	-1.7	-1.4
	3H	-4.0	-3.0	-3.7	-2.7	-2.4	-4.0	-2.9	-3.6	-2.6	-2.3
	4H	-4.0	-3.4	-3.7	-3.1	-2.8	-4.0	-3.3	-3.6	-3.0	-2.7
	6H	-4.1	-3.7	-3.7	-3.4	-3.1	-4.0	-3.6	-3.6	-3.3	-3.0
	8H	-4.2	-3.6	-3.8	-3.3	-2.9	-4.1	-3.5	-3.7	-3.2	-2.9
	12H	-4.3	-3.5	-3.9	-3.1	-2.8	-4.2	-3.4	-3.8	-3.1	-2.7
4H	2H	-4.0	-3.3	-3.6	-3.0	-2.7	-4.0	-3.4	-3.7	-3.1	-2.8
	3H	-4.2	-3.4	-3.8	-3.1	-2.7	-4.2	-3.4	-3.8	-3.1	-2.7
	4H	-4.5	-3.1	-4.1	-2.7	-2.3	-4.5	-3.1	-4.1	-2.7	-2.3
	6H	-4.8	-3.0	-4.3	-2.5	-2.0	-4.8	-3.0	-4.3	-2.5	-2.0
	8H	-4.9	-3.0	-4.4	-2.5	-2.0	-4.9	-3.0	-4.4	-2.5	-2.0
	12H	-5.0	-3.1	-4.5	-2.6	-2.1	-5.0	-3.1	-4.5	-2.6	-2.1
8H	4H	-4.9	-3.0	-4.4	-2.5	-2.0	-4.9	-3.0	-4.4	-2.5	-2.0
	6H	-4.9	-3.4	-4.4	-2.9	-2.4	-4.9	-3.4	-4.4	-2.9	-2.4
	8H	-4.8	-3.8	-4.3	-3.3	-2.8	-4.8	-3.8	-4.3	-3.3	-2.8
	12H	-4.6	-4.2	-4.1	-3.7	-3.2	-4.6	-4.2	-4.1	-3.7	-3.2
12H	4H	-5.0	-3.1	-4.5	-2.6	-2.1	-5.0	-3.1	-4.5	-2.6	-2.1
	6H	-4.8	-3.8	-4.3	-3.3	-2.8	-4.8	-3.8	-4.3	-3.3	-2.8
	8H	-4.6	-4.2	-4.1	-3.7	-3.2	-4.6	-4.2	-4.1	-3.7	-3.2
Variations with the observer position at spacing:											
S =	1.0H	3.0 / -5.1					3.0 / -5.1				
	1.5H	5.5 / -14.3					5.5 / -14.3				
	2.0H	7.5 / -40.9					7.5 / -40.9				