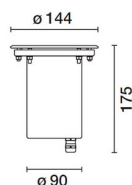


Last information update: May 2018

**Recessed floor-standing Earth D=144 mm - Warm White - Flood optic****Product code**

E113

Technical description

Recessed luminaire applicable to the floor or ground, designed for fitting monochrome white LED sources, for illumination, fixed optic, with incorporated electronic control gear. The round frame has a diameter D=144 mm; the body and frame are made of AISI 304 stainless steel with sodium-calcium extra clear glass, thickness 12mm. Stainless steel body coated with black paint. The luminaire is fixed to the outer casing by means of two TORX-type screws and appropriate retention seals that ensure proper anchoring. Inclusive of LED circuit, OPTI BEAM aluminium reflector and black plastic cover. The product is wired using an A2 stainless steel cable gland, with type-H07RNF 2x1 mm² outgoing power cable (L=1200 mm). The cable is equipped with an anti-transpiration device (IP68) consisting of a silicone seal placed on the power cable and housed inside the product. The outer casing for installation can be ordered separately from the plastic optical assembly. The assembly made up of the frame, optical assembly and outer casing guarantees 5000 kg resistance to static loads. Maximum glass surface temperature is lower than 40°C.

Installation

The product is secured to the outer casing by means of two TORX-type screws. The luminaire can be installed recessed, floor-standing, using an outer casing or on the ground without outer casing.

Dimension (mm)

Ø144x175

Colour

Steel (13)

Weight (Kg)

1.63

Mounting

Floor recessed|ground recessed

Wiring

Product inclusive of 220-240 VAC electronic control gear

Notes

IP68 protection rating for both the product and the power cable using IP68 connectors * The product is not deemed suitable for installation in pools and fountains. Overvoltage protection: 2KV Common mode, 1KV differenzial mode

Complies with EN60598-1 and pertinent regulations



IK10



IP68

Immersione completa per periodi limitati, non idoneo in piscine e fontane.



The lighting fixtures were designed and tested to withstand a static load of up to 50000 N and to resist drive-over stress. The fixtures may not be installed in areas where snowplows are used, or where the drive-over speed exceeds 50 km/h.

Product configuration: E113**Product characteristics**

Total lighting output [Lm]: 1092
 Total power [W]: 10
 Luminous efficacy [Lm/W]: 109.2
 Life Time: 100,000h - L80 - B10 (Ta 25°C)
 Ambient temperature range: from -20°C to +35°C. (*)

Total luminous flux at or above an angle of 90° [Lm]: 1092
 Emergency luminous flux [Lm]: /
 Voltage [V]: -
 Life Time: 100,000h - L80 - B10 (Ta 40°C)
 Number of optical assemblies: 1

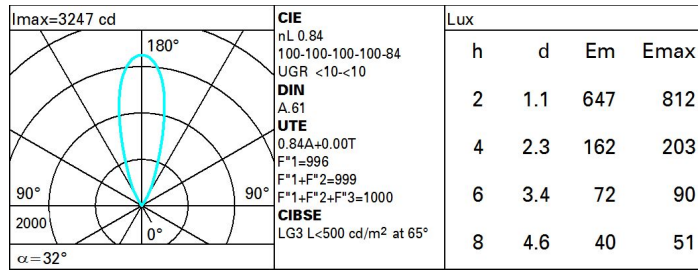
* Preliminary data

Optical assembly Characteristics Type 1

Light Output Ratio (L.O.R.) [%]: 84
 Lamp code: LED
 ZVEI Code: LED
 Nominal power [W]: 8.3
 Nominal luminous [Lm]: 1300
 Lamp maximum intensity [cd]: /
 Beam angle [°]: 32°

Number of lamps for optical assembly: 1
 Socket: /
 Ballast losses [W]: 1.7
 Colour temperature [K]: 3000
 CRI: 80
 Wavelength [Nm]: /
 MacAdam Step: 2

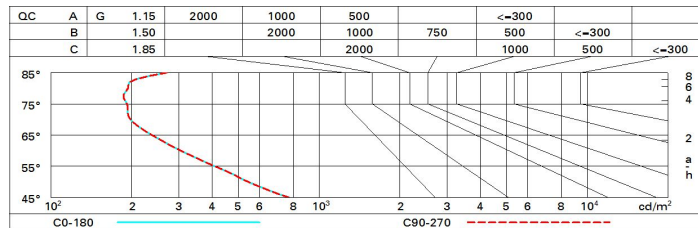
Polar



Utilisation factors

R	77	75	73	71	55	53	33	00	DRR
K0.8	76	72	69	67	71	69	68	66	78
1.0	79	76	73	71	75	72	72	69	83
1.5	83	80	78	77	79	78	77	74	88
2.0	86	84	82	81	83	81	80	78	93
2.5	87	86	85	84	85	83	83	80	96
3.0	88	87	86	86	86	85	84	82	98
4.0	89	88	88	87	87	87	85	83	99
5.0	90	89	89	89	88	87	86	84	100

Luminance curve limit



UGR diagram

Corrected UGR values (at 1300 lm bare lamp luminous flux)											
Reflect.:		0.70	0.70	0.50	0.50	0.30	0.70	0.70	0.50	0.50	0.30
ceiling/cav		0.50	0.30	0.50	0.30	0.30	0.50	0.30	0.50	0.30	0.30
walls		0.20	0.20	0.20	0.20	0.20	0.20	0.20	0.20	0.20	0.20
work pl.		viewed crosswise					viewed endwise				
Room dim											
x	y										
2H	2H	6.0	6.5	6.2	6.7	7.0	6.0	6.5	6.2	6.7	7.0
	3H	5.9	6.3	6.2	6.6	6.9	5.8	6.3	6.2	6.6	6.9
	4H	5.8	6.2	6.1	6.5	6.8	5.8	6.2	6.1	6.5	6.8
	6H	5.7	6.1	6.1	6.5	6.8	5.7	6.1	6.0	6.4	6.8
	8H	5.7	6.1	6.0	6.4	6.8	5.7	6.1	6.0	6.4	6.7
	12H	5.7	6.0	6.0	6.4	6.7	5.6	6.0	6.0	6.4	6.7
4H	2H	5.8	6.2	6.1	6.5	6.8	5.8	6.2	6.1	6.5	6.8
	3H	5.6	6.0	6.0	6.4	6.7	5.7	6.0	6.0	6.4	6.7
	4H	5.6	5.9	6.0	6.3	6.7	5.6	5.9	6.0	6.3	6.7
	6H	5.5	5.8	5.9	6.2	6.6	5.5	5.8	5.9	6.2	6.6
	8H	5.5	5.7	5.9	6.1	6.6	5.4	5.7	5.9	6.1	6.6
	12H	5.4	5.7	5.9	6.1	6.6	5.4	5.6	5.8	6.1	6.5
8H	4H	5.4	5.7	5.9	6.1	6.6	5.5	5.7	5.9	6.1	6.6
	6H	5.4	5.6	5.8	6.0	6.5	5.4	5.6	5.8	6.0	6.5
	8H	5.3	5.5	5.8	6.0	6.5	5.3	5.5	5.8	6.0	6.5
	12H	5.3	5.5	5.8	5.9	6.5	5.3	5.4	5.8	5.9	6.5
12H	4H	5.4	5.6	5.8	6.1	6.5	5.4	5.7	5.9	6.1	6.6
	6H	5.3	5.5	5.8	6.0	6.5	5.3	5.5	5.8	6.0	6.5
	8H	5.3	5.4	5.8	5.9	6.5	5.3	5.5	5.8	5.9	6.5
Variations with the observer position at spacing:											
S =	1.0H	6.8 / -10.5					6.8 / -10.5				
	1.5H	9.7 / -11.3					9.7 / -11.3				
	2.0H	11.6 / -11.8					11.6 / -11.8				