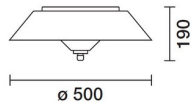


Last information update: May 2018

**Bilbao - Pole-mounted system for urban and residential parks and gardens****Product code**  
E031**Technical description**

Outdoor luminaire with an elliptical optic, designed to use LED lamps. Version with cut-off that eliminates skyward flux dispersion. The optical assembly and the pole attachment system are made of EN1706AC 46100LF aluminium alloy and subjected to a multi-step, pre-treatment process, in which the main phases are degreasing, fluorozirconation (a protective surface film) and sealing (with a nano-structured silane layer). The painting stage consists of a primer and a liquid acrylic paint, cured at 150 °C, with a high level of weather and UV ray resistance. Diffusor made of shockproof, UV-stabilised injection moulded polycarbonate. Complete with circuit fitted with Warm White monochrome LEDs. Optical assembly consisting of an anodized super-pure aluminium upper reflector, a methacrylate lens and a lower reflector made of metallised PC. Replaceable LEDs and driver. Middle of the Night self driver with automatic internal temperature control system. Overvoltage protection up to 5KV. All external screws are made of stainless steel.


**Installation**

The spotlight can be installed with a pole-top mounting on poles with  $\varnothing$  60mm and 76mm end part using X102 and X126 accessories. Secured to the pole by two bolts.

**Dimension (mm)**  
Ø500x190**Colour**  
Grey (15)**Weight (Kg)**  
3.88**Mounting**  
pole-top**Wiring**

The product is supplied wired and with an outlet cable (2x1mm) 500mm long.

Complies with EN60598-1 and pertinent regulations

**Product configuration: E031****Product characteristics**

Total lighting output [Lm]: 1920  
 Total power [W]: 21.5  
 Luminous efficacy [Lm/W]: 89.3  
 Life Time: 59,000h - L90 - B10 (Ta 25°C)  
 Life Time: 34,000h - L90 - B10 (Ta 40°C)  
 Ambient temperature range: from -20°C to +35°C.

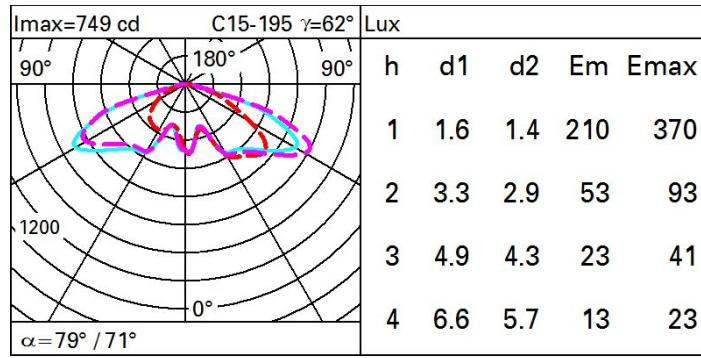
Total luminous flux at or above an angle of 90° [Lm]: 0  
 Emergency luminous flux [Lm]: /  
 Voltage [V]: -  
 Life Time: 100,000h - L80 - B10 (Ta 25°C)  
 Life Time: 100,000h - L80 - B10 (Ta 40°C)  
 Number of optical assemblies: 1

**Optical assembly Characteristics Type 1**

Light Output Ratio (L.O.R.) [%]: 100  
 Lamp code: LED  
 ZVEI Code: LED  
 Nominal power [W]: /  
 Nominal luminous [Lm]: /  
 Lamp maximum intensity [cd]: /  
 Beam angle [°]: 79° / 71°

Number of lamps for optical assembly: 1  
 Socket: /  
 Ballast losses [W]: 4.5  
 Colour temperature [K]: 3000  
 CRI: 80  
 Wavelength [Nm]: /  
 MacAdam Step: 2

**Polar**



**Isolux**

