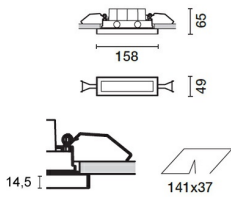


Last information update: May 2018

**Recessed rectangular ceiling-mounted IP65 luminaire, compact body, Warm White LEDs, Spot optic.****Product code**

BX59

Technical description

Miniaturised recessed rectangular luminaire with five optical elements with Warm White LED light sources - fixed Spot optic. Comprises a (round) optical compartment, frame, glass, outgoing cable and installation accessories to be ordered separately, where necessary. The optical compartment and frame are made of aluminium alloy and subjected to a multi-step pre-treatment process, the main phases of which include degreasing, fluorozirconic coating (a surface protective coat) and sealing (silane-based nanostructured coat). The successive painting phase is completed using primer and liquid acrylic paint, baked at 150°C, guaranteeing excellent resistance to atmospheric agents and UV rays. The glass-holder frame has plastic end caps. Tempered soda-lime closing glass, transparent with black screen-printing on the edge, 3mm thickness, attached to the frame with silicone. Silicone seals are placed between the glass-holder frame and the optical compartment. High-definition optic made of metallic thermoplastic, integrated into the black anti-glare screen towards the rear. Grade 304 stainless steel supporting springs. Equipped with IP65 control gear with outgoing cable for connection. The optical compartment and control gear are connected through IP68 quick-fit connectors. All external screws are made of A2 stainless steel.

Installation

Recessed installation with protruding frame on 1-20mm-thick suspended ceilings. Recess opening on suspended ceiling, size 141x37. Recessed installation with flush frame on 12.5mm- or 15mm-thick suspended ceilings, through adapter frame to be ordered separately. Installation on concrete ceilings using an outer casing to be ordered separately (flush and protruding frame).

Dimension (mm)

158x49x65

Colour

Black/White (47) | Grey/Black (74)

Weight (Kg)

0.63

Mounting

ceiling recessed

Wiring

Power supply unit inclusive of electronic control gear (220-240VAC 50/60Hz) with outgoing connection cable. IP68 connectors, to be ordered separately, are available for the electrical connections.

Notes

Versions with black painted frame, DALI or with Neutral White LEDs (Wide Flood optic) are available on request.

Complies with EN60598-1 and pertinent regulations

**Product configuration: BX59****Product characteristics**

Total lighting output [Lm]: 634
Total power [W]: 11.8
Luminous efficacy [Lm/W]: 53.7
Life Time: 50,000h - L90 - B10 (Ta 25°C)
Number of optical assemblies: 1

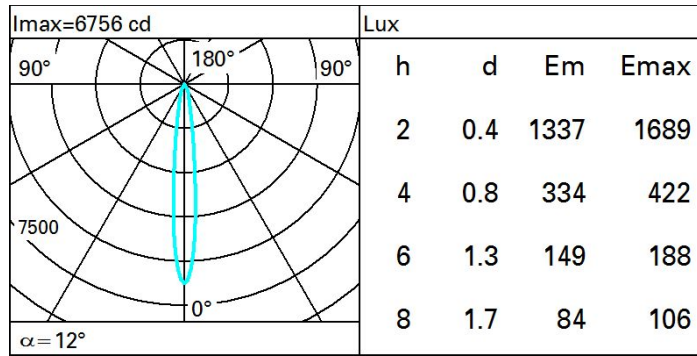
Total luminous flux at or above an angle of 90° [Lm]: 0
Emergency luminous flux [Lm]: /
Voltage [V]: -
Ambient temperature range: from -20°C to +35°C.

Optical assembly Characteristics Type 1

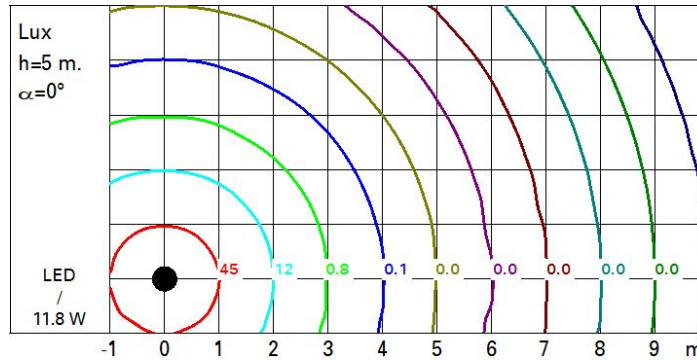
Light Output Ratio (L.O.R.) [%]: 69
Lamp code: LED
ZVEI Code: LED
Nominal power [W]: 10
Nominal luminous [Lm]: 920
Lamp maximum intensity [cd]: /
Beam angle [°]: 12°

Number of lamps for optical assembly: 1
Socket: /
Ballast losses [W]: 1.8
Colour temperature [K]: 3000
CRI: 90
Wavelength [Nm]: /
MacAdam Step: 3

Polar



Isolux



UGR diagram

Corrected UGR values (at 920 lm bare lamp luminous flux)											
Reflect.:		Viewed crosswise					viewed endwise				
ceil/cav	walls	0.70	0.70	0.50	0.50	0.30	0.70	0.70	0.50	0.50	0.30
work pl.	Room dim	0.50	0.30	0.50	0.30	0.30	0.50	0.30	0.50	0.30	0.30
x	y	0.20	0.20	0.20	0.20	0.20	0.20	0.20	0.20	0.20	0.20
2H	2H	-5.2	-3.1	-4.8	-2.8	-2.4	-5.2	-3.1	-4.8	-2.8	-2.4
	3H	-5.1	-3.6	-4.8	-3.3	-3.0	-5.3	-3.8	-4.9	-3.4	-3.1
	4H	-5.1	-3.9	-4.7	-3.6	-3.2	-5.3	-4.1	-4.9	-3.7	-3.4
	6H	-5.0	-4.2	-4.7	-3.8	-3.5	-5.3	-4.4	-4.9	-4.1	-3.7
	8H	-5.0	-4.1	-4.7	-3.8	-3.4	-5.3	-4.4	-5.0	-4.1	-3.7
	12H	-5.0	-4.0	-4.6	-3.6	-3.3	-5.4	-4.4	-5.0	-4.0	-3.7
4H	2H	-5.3	-4.1	-4.9	-3.7	-3.4	-5.1	-3.9	-4.7	-3.6	-3.2
	3H	-5.2	-4.1	-4.7	-3.8	-3.4	-5.1	-4.1	-4.7	-3.7	-3.3
	4H	-5.2	-4.0	-4.7	-3.6	-3.2	-5.2	-4.0	-4.7	-3.6	-3.2
	6H	-5.4	-3.6	-4.9	-3.2	-2.7	-5.5	-3.7	-5.0	-3.2	-2.7
	8H	-5.4	-3.5	-4.9	-3.0	-2.5	-5.6	-3.6	-5.1	-3.1	-2.6
	12H	-5.3	-3.3	-4.8	-2.9	-2.3	-5.6	-3.7	-5.1	-3.2	-2.7
8H	4H	-5.6	-3.6	-5.1	-3.1	-2.6	-5.4	-3.5	-4.9	-3.0	-2.5
	6H	-5.5	-3.7	-4.9	-3.2	-2.7	-5.3	-3.6	-4.8	-3.1	-2.6
	8H	-5.3	-3.8	-4.7	-3.3	-2.8	-5.3	-3.8	-4.7	-3.3	-2.8
	12H	-4.8	-4.0	-4.3	-3.5	-2.9	-5.0	-4.2	-4.5	-3.7	-3.2
12H	4H	-5.6	-3.7	-5.1	-3.2	-2.7	-5.3	-3.3	-4.8	-2.9	-2.3
	6H	-5.4	-3.9	-4.9	-3.4	-2.9	-5.1	-3.6	-4.6	-3.1	-2.6
	8H	-5.0	-4.2	-4.5	-3.7	-3.2	-4.8	-4.0	-4.3	-3.5	-2.9
Variations with the observer position at spacing:											
S =	1.0H	4.6 / -2.9					4.6 / -2.9				
	1.5H	7.1 / -3.3					7.1 / -3.3				
	2.0H	9.0 / -3.8					9.0 / -3.8				