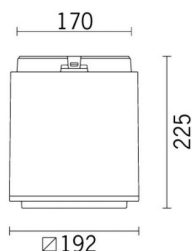


Last information update: May 2018



Outdoor ceiling-mounted luminaire - Warm White COB Led - integrated dimm. ballast DALI - 30° Flood Optic

Product code
BX33

Technical description

Ceiling-mounted luminaire designed to use Warm White COB LED lamps with a Flood optic. The luminaire consists of an optical assembly/component-holding box and base for ceiling-mounting. The optical assembly, front frame, rear door and ceiling-mount base are made of die-cast aluminium alloy painted with a smooth finish (grey RAL 9007) or a textured finish (white RAL 9016). The painting process includes a multi-step, pre-treatment process, in which the main phases are degreasing, fluorozirconation (a protective surface film) and sealing (with a nano-structured silane layer). The next painting stage consists of a primer and a liquid acrylic paint, cured at 150°, with a high level of weather and UV ray resistance. The tempered sodium-calcium glass cover has customised serigraphy, is 4mm thick, and joined to the frame with silicone. The frame is fastened to the optical assembly by two M5 AISI 304 stainless steel captive screws and a steel safety cable. The product comes complete with a neutral white colour, monochrome COB LED circuit, an optic with a 99.93% pure aluminium OPTIBEAM reflector with a polished, anodized surface and built-in electronic ballast. The component-holding box, in the rear of the luminaire, is set up to hold the control gear, which is fixed with captive screws on a galvanised steel pull-out plate. The control gear can be accessed via the ceiling-mounting base with quick-connecting system and the rear door made of painted aluminium alloy, fixed to the product body with four M5 AISI 304 stainless steel captive screws. A galvanised steel safety cable secures the upper base to the product. The internal silicone seals guarantee watertightness IP66h Set up for pass-through wiring using PG13.5 polyamide cable glands, designed for cables with diameters between 8.5÷12.5 mm. The connection to the mains is made using a 3-pole terminal block with a quick-coupling system. Cables with quick-coupling terminals connect the terminal block and the control gear. All external screws used are made of A2 stainless steel. The luminaire technical characteristics conform to EN60598-1 standards and particular requirements.

Installation

Ceiling-mounted using the special base. Secure using screw anchors for concrete, cement and solid brick.

Dimension (mm)

192x192x225

Colour

White (01) | Grey (15)

Weight (Kg)

6.5

Mounting

ceiling surface/free standing


Wiring

Control gear complete with DALI dimmable electronic ballast (120÷240V ac 50/60Hz) and quick-coupling terminals.

Notes

Dimming function with pushbutton (DIM PUSH): for this operation consult the instructions included in the package.

Complies with EN60598-1 and pertinent regulations



Product configuration: BX33

Product characteristics

Total lighting output [Lm]: 4310.3

Total power [W]: 41.6

Luminous efficacy [Lm/W]: 103.6

Life Time: 100,000h - L80 - B10 (Ta 25°C)

Ambient temperature range: from -20°C to +35°C.

Total luminous flux at or above an angle of 90° [Lm]: 0

Emergency luminous flux [Lm]: /

Voltage [V]: -

Life Time: 100,000h - L80 - B10 (Ta 40°C)

Number of optical assemblies: 1

Optical assembly Characteristics Type 1

Light Output Ratio (L.O.R.) [%]: 80

Lamp code: LED

ZVEI Code: LED

Nominal power [W]: 35

Nominal luminous [Lm]: 5400

Lamp maximum intensity [cd]: /

Beam angle [°]: 32°

Number of lamps for optical assembly: 1

Socket: /

Ballast losses [W]: 6.6

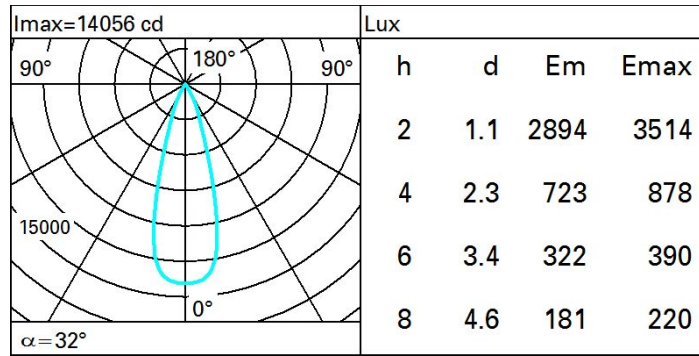
Colour temperature [K]: 3000

CRI: 80

Wavelength [nm]: /

MacAdam Step: 2

Polar



Isolux

