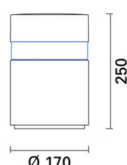



Last information update: May 2018

**Bollard 170x170mm H=250mm Neutral White Led with electronic ballast and symmetrical optic****Product code**

BW80

**Technical description**

Outdoor direct light luminaire which can be planted in the ground, designed to use neutral white LED lamps, with symmetrical optic. The product consists of the lamp assembly and the body. The parallelepiped body is made of extruded aluminium with chromate coating treatment and painting. It houses the three stainless steel rods fixed to the base, giving the product a high level of resistance to impacts. The product is anchored to the ground by the fixing base made of corrosion-resistant low copper content die-cast aluminium alloy. The diffuser screen is made of transparent polycarbonate, and is secured to the component-holding box by a die-cast aluminium internal fixing ring. The sheet aluminium lamp cover guard includes housings for accessories. The ring for coupling the cover is made of die-cast aluminium with chromate coating treatment and painting. The top of the luminaire is closed by a die-cast aluminium outer cover, with a bayonet catch and a fixing screw. The screw can be removed with an Allen key (or with a special key upon request). The super-pure aluminium reflector is fixed to the inner cover plate by captive screws. The component-holding box is made of die-cast aluminium. All accessible parts have a top temperature of 75° C. All external screws used are made of A2 stainless steel.

**Installation**

Can be installed directly using Fischer fixings (on the ground), or using a fixing base and fixing plate with clamps coated in Dacromet, for an additional guarantee against corrosion (to be ordered separately).

**Dimension (mm)**

170x170x250

**Colour**

Grey (15)

**Weight (Kg)**

3.85

**Mounting**

ground anchored

**Wiring**

Inside the luminaire is the removable component-holding plate, secured to the box with captive screws and the quick coupling for the electrical connections. Electronic control gear. A wiring box fitted with a double PG for pass-through wiring is available on request. Complete with rubber output cable H05RN-F 2x1mm L=1700 mm. Accessories available for electrical connections, to be ordered separately, include a IP68 (BZG8) junction box or linear connector IP68 (BZH0).

**Notes**

Product complete with LED lamp.

Complies with EN60598-1 and pertinent regulations

**Product configuration: BW80****Product characteristics**

Total lighting output [Lm]: 904.5  
Total power [W]: 24.5  
Luminous efficacy [Lm/W]: 36.9  
Life Time: 66,000h - L80 - B10 (Ta 25°C)  
Ambient temperature range: from -20°C to +35°C.

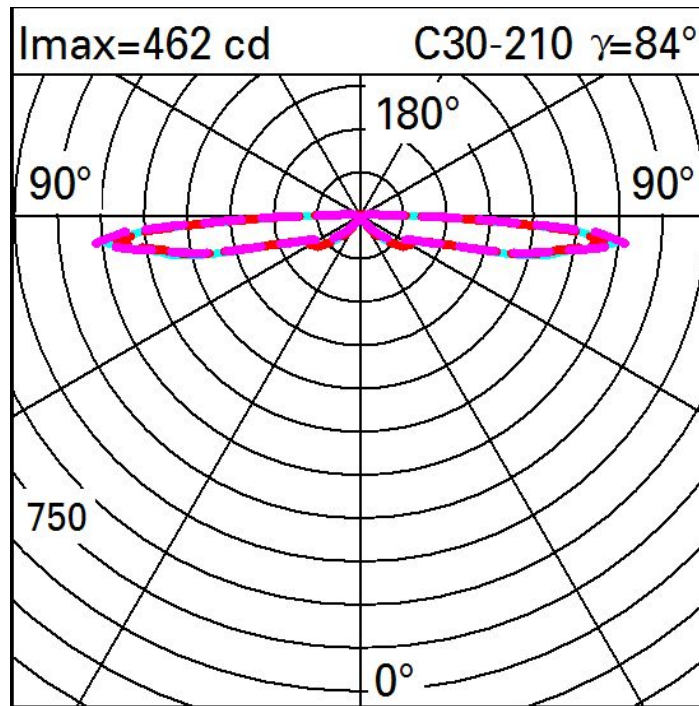
Total luminous flux at or above an angle of 90° [Lm]: 50.7  
Emergency luminous flux [Lm]: /  
Voltage [V]: -  
Life Time: 66,000h - L80 - B10 (Ta 40°C)  
Number of optical assemblies: 1

**Optical assembly Characteristics Type 1**

Light Output Ratio (L.O.R.) [%]: 45  
Lamp code: LED  
ZVEI Code: LED  
Nominal power [W]: 21  
Nominal luminous [Lm]: 2010  
Lamp maximum intensity [cd]: /  
Beam angle [°]: /

Number of lamps for optical assembly: 1  
Socket: /  
Ballast losses [W]: 3.5  
Colour temperature [K]: 4000  
CRI: 80  
Wavelength [nm]: /  
MacAdam Step: 3

Polar



Isolux

